

CARRIER INFORMATION

Example Transport Ltd

**PO Box 1
Edmonton
AB T6B 2X3
Canada**

NSC Number: AB000-0000

Profile Period Start: 2021 APR 29

End: 2024 APR 29

NOTE

The "Public Profile" includes a history of convictions, administrative penalties, inspections, and collisions provided to Alberta Transportation and Economic Corridors by law enforcement and other government agencies. Other information such as inspection facility certifications, audits, and notices documenting violations may also be included.

The Public Profile does not include detailed driver or personal information, such as personal information protected under the Freedom of Information and Protection of Privacy Act (FOIP).

The Public Profile may be used to review a carrier's safety information, and to identify carriers that pose an unacceptable risk to the public.

The Public Profile report can be a useful tool for shippers, insurance companies, and the public, as it provides an overview of a carrier's safety performance. When engaging with a carrier for the first time (for the purposes of a contract or other reasons), these groups are encouraged to request a Public Profile to gain a better understanding of the carrier's compliance to transportation safety regulations.

The actual description and coding of events are worded using criteria set by the Canadian Council of Motor Transport Administrators (CCMTA) and therefore may not be the same wording that appears on law enforcement documentation.

The carrier current compliance standing can be found in "Part 1 - Carrier Information". This will always reflect events that have occurred in the previous 12 months from the printed date regardless of the Profile Period Start and End Date.

All reasonable efforts have been taken to ensure the accuracy of the information in this report. If any information shown in the public profile is in question, the carrier should consult their records to verify any concerns. If there are data inaccuracies or inconsistencies, contact Alberta Transportation and Economic Corridors at (403) 755-6111 or by email to compliance.info@gov.ab.ca.

An Education Manual is available to assist carriers to better understand the transportation requirements to support

CARRIER INFORMATION

compliance to transportation safety legislation. The Education Manual and other information regarding Alberta's National Safety Code (NSC) program can be viewed on the internet at <https://www.alberta.ca/education-manual-for-commercial-carriers.aspx>

Date Printed: 2024 MAY 02

Requested By: MOTRISUI

SAMPLE

TABLE OF CONTENTS

NSC Number: AB000-0000

Carrier Name: Example Transport Ltd

Part 1 - Carrier Information	4
Part 2 - Conviction Information	5
Part 3 - Administrative Penalty Information	8
Part 4 - CVSA Inspection Information	12
Part 5 - Collision Information	15
Part 6 - Violation Information	18
Part 7 - Monitoring Information	21
Part 8 - Facility Audit Information	25

SAMPLE

PART 1 - CARRIER INFORMATION

12-month Report as of: 2024 MAY 02

Example Transport Ltd

**PO Box 1
Edmonton
AB T6B 2X3
Canada**

NSC Number: AB000-0000
MVID Number: 0000-00000

SAFETY FITNESS CERTIFICATE

Certificate Number:
000000000

Effective Date:
2021 NOV 24

Expiry Date
2024 OCT 31

Safety Fitness Rating: Satisfactory

Operating Status: Federal

RISK FACTOR (R-Factor - Carrier must strive for the lowest score)

R-Factor Score: 0.018

Fleet Range: 90.0-199.9

Fleet Type: Truck

INDUSTRY MONITORING INFORMATION ON: 2024 MAR 31

For Fleet Range: 90.0-199.9

and for Fleet Type: TRK

Industry Average R-factor Score: 0.027

(Industry Average is calculated for carriers with one or more NSC events)

NSC MONITORING PROGRAM ON: 2024 MAR 31

R-Factor Score: 0.032

Carriers Monitoring Stage (1 to 4, 4 being the highest risk): Not on Monitoring

Monitoring Stage R-Factor threshold for Fleet Range: 90.0-199.9 and for Fleet type: TRK

Stage 1:	0.105 - 0.116
Stage 2:	0.117 - 0.160
Stage 3:	0.161 - 0.209
Stage 4:	0.210 and higher

Total number of carriers at the same stage or greater: Not Applicable

NSC carriers in Alberta with Safety Fitness Certificates: 17637

NSC FLEET SIZE ON: 2024 MAR 31

Average: 128.4

Current: 128

using MVIDS: 0000-00000

PART 2 - CONVICTION INFORMATION

NSC Number: AB000-0000

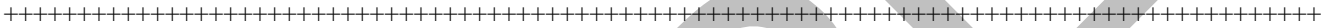
Carrier Name: Example Transport Ltd

Profile Period Start Date: 2021 APR 29

Profile Period End Date: 2024 APR 29

Date Printed: 2024 MAY 02

TOTALS:	DOCUMENTS:	12
	CONVICTIONS:	12
	ACTIVE POINTS:	1



CONVICTION NOTE

The information recorded in this Part reflects convictions. A "conviction" is an offence that has resulted in a conviction being registered in the courts. Events are shown in order of offence date, with the most recent date shown first.

Points ranging from 0 - 5 are assigned to a conviction depending on the severity of the offence, 5 being the most serious offence. As an example:

- Faulty lights, not resulting in out-of-service 1 point
- Speed, 21-30 km/hr over posted limit 2 points
- No permit or contravene conditions on permit 3 points
- Drive while disqualified 5 points

Conviction points, Administrative Penalty points, CVSA Failure Rate, Collision points over a 12 month period, and the carrier's average fleet size over a 12 month period are used to establish the carriers Risk Factor score (R-Factor). Alberta Transportation and Economic Corridors will intervene with those carriers with an unacceptable R-Factor score.

Events will stay on the carrier profile report for 12 months from the conviction date, not the event date.

PART 2 - CONVICTION ANALYSIS

NSC Number: AB000-0000

Carrier Name: Example Transport Ltd

NUMBER OF CONVICTIONS	PERCENT OF TOTAL	GROUP DESCRIPTION
2	16.7 %	Speeding
		Stop signs/Traffic lights
1	8.3 %	Driver Liabilities (Licence, Insurance, Seat Belts, etc.)
1	8.3 %	Driving (Passing, Disobey Signs, Signals, etc.)
		Hours of Service
		Trip Inspections
		Brakes
		CVIP
		Mechanical Defects
		Oversize/Overweight
		Security of Loads
		Dangerous Goods
		Criminal Code
		Permits
8	66.7 %	Miscellaneous
		Administrative Actions
12	100 %	TOTAL CONVICTIONS



SAMPLE

Alberta PUBLIC PROFILE

PART 2 - CONVICTION SUMMARY

NSC Number: AB000-0000

Carrier Name: Example Transport Ltd

OCCURRENCE

	DATE	DOCUMENT #	DOCKET #	JUR	VEHICLE	DRIVER NAME	ACTIVE POINTS
1	2023 MAY 10	TVT B81141XXX	B81141XXX	AB	000000 AB CONTRAVENTE SAFETY STAND.		1
2	2023 APR 19	TVT B24510XXX	B24510XXX	AB	000000 AB CONTRAVENTE SAFETY STAND.		
3	2023 MAR 03	TVT B80321XXX	B80321XXX	AB	000000 AB CONTRAVENTE SAFETY STAND.		
4	2022 OCT 04	TVT B79028XXX	B79028XXX	AB	000000 AB CONTRAVENTE SAFETY STAND.		
5	2021 DEC 16	TVT B75429XXX	B75429XXX	AB	000000 AB CONTRAVENTE SAFETY STAND.		
6	2021 NOV 26	TVT B75277XXX	B75277XXX	AB	000000 AB CONTRAVENTE SAFETY STAND.		
7	2021 OCT 20	TVT A90330XXX	A90330XXX	AB	000000 AB SPEED 21-30 KM/H OVER		
8	2021 OCT 06	TVT A99546XXX	A99546XXX	AB	000000 AB SPEED 11-20 KM/H OVER		
9	2021 AUG 26	TVT A99680XXX	A99680XXX	AB	000000 AB FAIL TO OBEY DEVICE		
10	2021 JUL 29	TVT B34090XXX	B34090XXX	AB	000000 AB CONTRAVENTE SAFETY STAND.		
11	2021 JUL 02	TVT B73161XXX	B73161XXX	AB	000000 AB CONTRAVENTE SAFETY STAND.		
12	2021 MAY 05	TVT E17360XXX	E17360XXX	AB	000000 AB SEAT BELT VIOLATION		

*** END OF PART 2 ***

TOTAL PAGES: 3

PART 3 - ADMINISTRATIVE PENALTY INFORMATION

NSC Number: AB000-0000

Carrier Name: Example Transport Ltd

Profile Period Start Date: 2021 APR 29

Profile Period End Date: 2024 APR 29

Date Printed: 2024 MAY 02

TOTALS: ADMINISTRATIVE PENALTIES: 1
ACTIVE POINTS: 0

+++++

ADMINISTRATIVE PENALTY NOTE

The information recorded in this Part reflects administrative penalties, as issued under Alberta's Provincial Administrative Penalties Act.

An "administrative penalty" includes a fine and any other administrative consequence, including, without limitation, a sanction, restriction, prohibition, requirement, condition, suspension, disqualification or cancellation imposed on a person for contravention of a prescribed enactment, but does not include imprisonment.

An "administrative penalty" includes, without limitation,

- a failure to comply with a restriction, prohibition, requirement, rule, direction, order, term or condition imposed by or under a prescribed enactment,
- conduct that is subject to sanction under a prescribed enactment, and
- any other action prescribed as a contravention under the Provincial Administrative Penalties Act.

As of December 1, 2020, Alberta's impaired driving laws were strengthened with the introduction of the Immediate Roadside Sanctions (IRS) program that includes serious, immediate and escalating consequences for impaired drivers.

- As part of the Immediate Roadside Sanction (IRS) program, Alberta has strengthened its impaired driving laws.
- A new administrative penalty for commercial drivers has been introduced, IRS Zero Commercial, which takes a zero tolerance approach to drugs and alcohol for drivers who are operating a commercial vehicle.
- For purposes of section 88.02(1) of the Traffic Safety Act and issuance of the IRS Zero Commercial penalty, "operating a commercial vehicle" means operating a:
 - a. commercial vehicle or combination of commercial vehicles that is registered for a gross weight of more than 11 794 kilograms, or
 - b. commercial vehicle that has a manufacturer's seating capacity originally designed for 11 or more passengers, including the driver.

As of June 2022 month-end carrier monitoring, administrative penalties issued for impaired driving charges are included in the Risk Factor score (R-Factor).

PART 3 - ADMINISTRATIVE PENALTY INFORMATION

NSC Number: AB000-0000

Carrier Name: Example Transport Ltd

Events are shown in order of 'Occurrence Date', with the most recent date shown first. Points ranging from 0 - 5 are assigned to an administrative penalty, depending on the severity of the offence, 5 being the most serious offence.

As an example: Drive while impaired 5 points

Conviction points, Administrative Penalty points, CVSA Failure Rate, Collision points over a 12 month period, and the carrier's average fleet size over a 12 month period are used to establish the carrier's Risk Factor score (R-Factor). Alberta Transportation and Economic Corridors will intervene with those carriers with an unacceptable R-Factor score. Events will stay on the carrier profile report for 12 months from the issuance date, not the event date.

SAMPLE

PART 3 - ADMINISTRATIVE PENALTY ANALYSIS

NSC Number: AB000-0000

Carrier Name: Example Transport Ltd

NUMBER OF ADMINISTRATIVE PENALTIES

1

+++++

SAMPLE

PART 3 - ADMINISTRATIVE PENALTY SUMMARY

NSC Number: AB000-0000

Carrier Name: Example Transport Ltd

OCCURRENCE	DATE	CONTRAVENTION #	JURISDICTION	VEHICLE	DRIVER NAME	ACT/SECTION
1	2021 SEP 12	KA15398XXX		000000 AB		TSA88.1(4)(A) IRS FAIL 1ST OCCURRENCE

*** END OF PART 3 ***
TOTAL PAGES: 4

SAMPLE

PART 4 - CVSA INSPECTION INFORMATION

NSC Number: AB000-0000

Carrier Name: Example Transport Ltd

Profile Period Start Date: 2021 APR 29

Profile Period End Date: 2024 APR 29

Date Printed: 2024 MAY 02

TOTALS:	PASSED:	9
	REQUIRED ATTENTION:	1
	OUT OF SERVICE:	2

+++++

CVSA INSPECTION NOTE

The information recorded in this Part reflects all Levels of inspections conducted by law enforcement agencies under the Commercial Vehicle Safety Alliance (CVSA) program. All levels of CVSA inspections (1 through 5) will be used to determine the carrier's out-of-service rate.

- Level 1 - is a complete inspection of vehicle and driver
- Level 2 - a walk around inspection of vehicle and driver
- Level 3 - is a driver inspection only
- Level 4 - is a one time examination of a particular item
- Level 5 - is a complete inspection of the vehicle only

A CVSA inspection will result in one of the following:

- Pass- no CVSA defect(s) found, decal issued
- Requires attention- defects found, none were out of service, no decal issued
- Out-of-Service- one or more out-of-service defects found, no decal issued

On Part 4 - CVSA Inspection Detail, Out Of Service defects (shown as an "O" on a CVSA Inspection Form) and Requires Attention defects (shown as an "X" on a CVSA Inspection Form) will be displayed separately. The number of defects detected will be displayed under the vehicle number and across from the defect category / description.

Conviction points, Administrative Penalty points, CVSA Failure Rate, Collision points over a 12 month period, and the carrier's average fleet size over a 12 month period are used to establish the carrier's Risk Factor score (R-Factor). Alberta Transportation and Economic Corridors will intervene with those carriers with an unacceptable R-Factor score.

CVSA Failure Rate is calculated as ratio of combined Out-of-Service inspection number with quarter of Required Attention inspection number to total number of CVSA inspections.

Alberta PUBLIC PROFILE

PART 4 - CVSA INSPECTION ANALYSIS

NSC Number: AB000-0000

Carrier Name: Example Transport Ltd

NUMBER OF OUT OF SERVICE	DEFECTS REQUIRES ATTENTION	TOTAL DEFECTS	PERCENT OF TOTAL	DEFECT CATEGORY / DESCRIPTION
2		2	66.7 %	1 - Driver Credentials 2 - Hours Of Service 3 - Brake Adjustment 4 - Brake Systems 5 - Coupling Devices 6 - Exhaust Systems 7 - Frames 8 - Fuel Systems 9 - Lighting Devices (Part II Section 9 only) 10 - Cargo Securement 11 - Steering Mechanisms 12 - Suspensions 13 - Tires 14 - Van/Open-top Trailer Bodies 15 - Wheels, Rims & Hubs 16 - Windshield Wipers 17 - Emergency Exits/Electrical System/Seating (Buses) 18 - Dangerous Goods 19 - Driveline/Driveshaft 20 - Driver's Seat (Missing)
	1	1	33.3 %	
2	1	3	100 %	GRAND TOTAL DEFECTS

PART 4 - CVSA INSPECTION SUMMARY

NSC Number: AB000-0000

Carrier Name: Example Transport Ltd

INSPECTION

	DATE	CVSA DOCUMENT	JUR	AGENCY	PLATE	JUR	LEVEL	RESULT
1	2023 JUN 14	CVR AB2655XXX	AB	SHP District 1 North West	000000	AB	1	Passed
2	2023 MAY 30	CVR AB2649XXX	AB	SHP District 1 North West	000000	AB	1	Passed
3	2023 MAY 16	CVR AB2643XXX	AB	Govt of Alberta Carrier and Vehicle Safety - Vehicle Safety	000000	AB	1	Passed
4	2022 DEC 05	CVR AB2584XXX	AB	SHP District 4 Central	000000	AB	2	Passed
5	2022 AUG 25	CVR AB58XXX	AB	City of Edmonton	000000	AB	1	Requires Attention
6	2022 MAY 03	CVR AB2498XXX	AB	Community Standards GOVERNMENT	000000	AB	1	Passed
7	2022 APR 04	CVR AB2485XXX	AB	ALBERTA - SHP - CAMROSE GOVERNMENT	000000	AB	2	Out Of Service
8	2021 DEC 20	CVR AB2453XXX	AB	ALBERTA - SHP - STETTLER GOVERNMENT	000000	AB	1	Passed
9	2021 NOV 30	CVR AB2444XXX	AB	ALBERTA - SHP - GRIMSHAW GOVERNMENT	000000	AB	1	Passed
10	2021 AUG 25	CVR AB2397XXX	AB	ALBERTA - SHP - CAMROSE	000000	AB	1	Passed
11	2021 AUG 25	CVR AB52XXX	AB	City of Edmonton	000000	AB	2	Out Of Service
12	2021 JUL 19	CVR AB59XXX	AB	Community Standards MUN BYLAW Grande Prairie	000000	AB	1	Passed

*** END OF PART 4 ***

TOTAL PAGES: 3

PART 5 - COLLISION INFORMATION

NSC Number: AB000-0000

Carrier Name: Example Transport Ltd

Profile Period Start Date: 2021 APR 29

Profile Period End Date: 2024 APR 29

Date Printed: 2024 MAY 02

TOTALS:	NUMBER OF COLLISIONS	SUPPORTED	NOT SUPPORTED / NOT REVIEWED	ACTIVE POINTS
Property Damage:	5	0	5	0
Injury:	2	0	2	4
Fatal:	0	0	0	0

+++++

COLLISION NOTE

The information in this Part is based on collisions considered "reportable" by the jurisdiction in which they occurred. Collisions are displayed in the order in which they occurred with the most recent date shown first. Points will be assigned to each collision depending on the collision severity. The highest appropriate point value will be assigned to each collision.

- Property Damage 2 points
- Personal Injury 4 points
- Fatality 6 points

As of January 1, 2024 the criteria for a "reportable" collision has changed for property damage collisions in Alberta. Traffic collisions must be immediately reported to the police if it results in death, injury, or property damage of \$5,000 or more. Prior to January 1, 2024, the collision threshold for property damage was \$2,000 or more.

Property damage collisions that occurred in the last 12 months based on the \$2,000 threshold will continue to appear on the profile and be included in carrier monitoring for the 12 month period based on the event date. After the 12 month period, only property damage collisions with a property damage of \$5,000 or more will appear on the profile and be included in the risk factor score.

Conviction points, Administrative Penalty points, CVSA Failure Rate, Collision points over a 12 month period, and the carrier's average fleet size over a 12 month period are used to establish the carrier's Risk Factor score (R-Factor). Alberta Transportation and Economic Corridors will intervene with those carriers with an unacceptable R-Factor score.

Where a carrier has requested a collision review and the collision was determined to be "supported", the points will be removed from the Carrier Profile and the event will not be considered in determining the carrier's R-Factor score.

PART 5 - COLLISION INFORMATION

NSC Number: AB000-0000

Carrier Name: Example Transport Ltd

All reportable collisions appear on the profile as "not supported/not reviewed" with the appropriate corresponding point value unless determined to be "supported" through the collision review program. For information on how to apply for a collision review click on the following link: <https://www.alberta.ca/collision-evaluations.aspx>.

Contact Alberta Transportation and Economic Corridors at compliance.collisions@gov.ab.ca or (403) 755-6111 with any additional questions.

SAMPLE

PART 5 - COLLISION SUMMARY

NSC Number: AB000-0000

Carrier Name: Example Transport Ltd

COLLISION								
DATE	DOCUMENT	JUR	PLATE	STATUS	RESULT	SEVERITY	POINTS	
1 2024 MAR 17	141XXX	AB	000000 AB	Not Reviewed		Injury Towable	4	
DRIVER:								
2 2022 DEC 19	514XXX	AB	000000 AB	Not Reviewed		Damage Towable		
DRIVER:								
3 2022 JUN 09	135XXX	AB	000000 AB	Not Reviewed		Injury Towable		
DRIVER:								
4 2022 MAY 28	135XXX	AB	000000 AB	Not Reviewed		Damage Non-Towable		
DRIVER:								
5 2021 DEC 13	509XXX	AB	000000 AB	Not Reviewed		Damage Non-Towable		
DRIVER:								
6 2021 AUG 13	129XXX	AB	000000 AB	Not Reviewed		Damage Towable		
DRIVER:								
7 2021 JUN 09	128XXX	AB	000000 AB	Not Reviewed		Damage Non-Towable		
DRIVER:								

+++++

*** END OF PART 5 ***
TOTAL PAGES: 3

SAMPLE

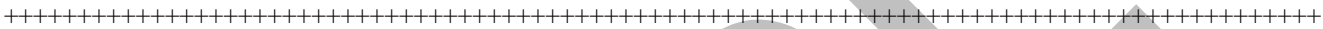
PART 6 - VIOLATION INFORMATION

NSC Number: AB000-0000
Carrier Name: Example Transport Ltd

Profile Period Start Date: 2021 APR 29
Profile Period End Date: 2024 APR 29

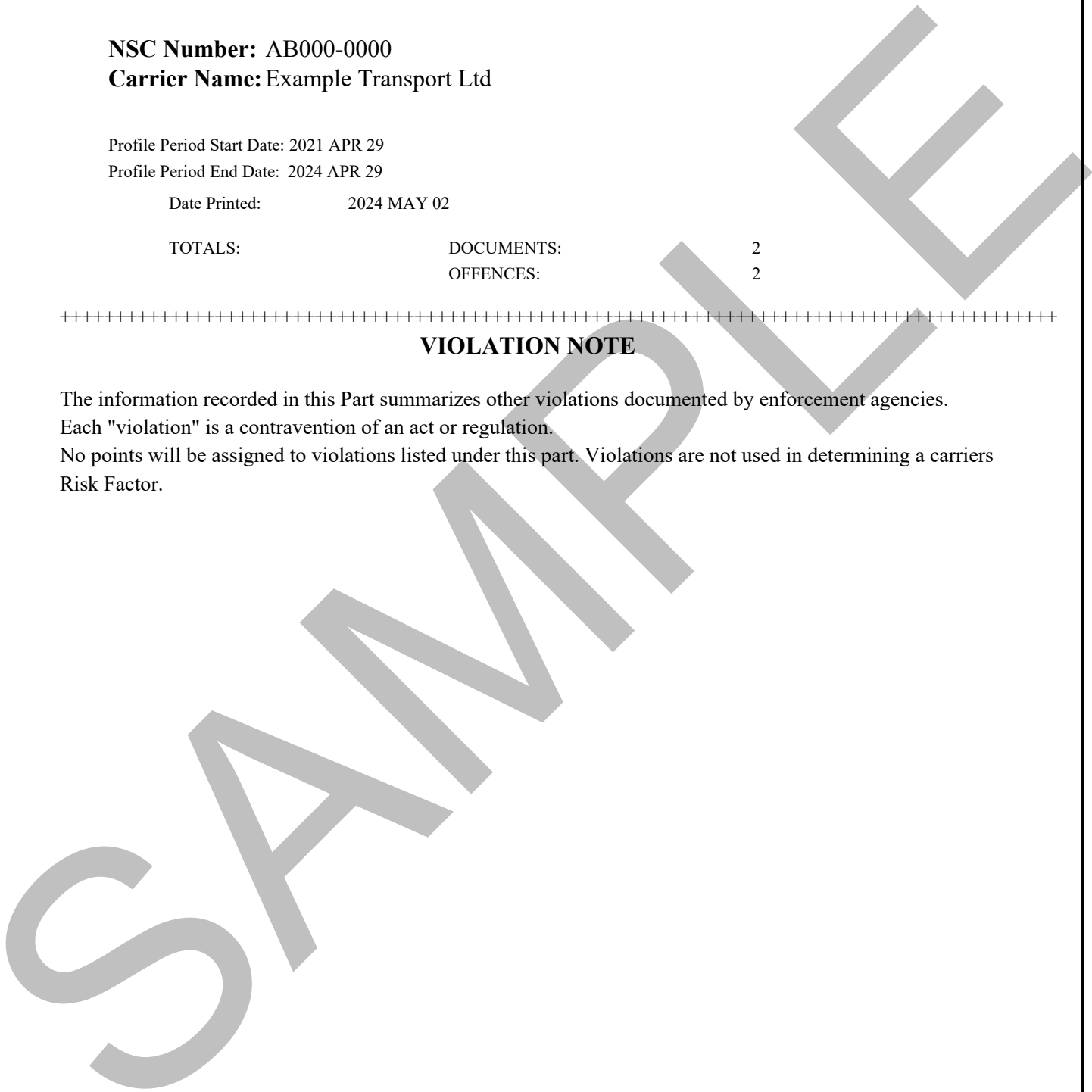
Date Printed: 2024 MAY 02

TOTALS:	DOCUMENTS:	2
	OFFENCES:	2



VIOLATION NOTE

The information recorded in this Part summarizes other violations documented by enforcement agencies. Each "violation" is a contravention of an act or regulation. No points will be assigned to violations listed under this part. Violations are not used in determining a carriers Risk Factor.



PART 6 - VIOLATION ANALYSIS

NSC Number: AB000-0000

Carrier Name: Example Transport Ltd

NUMBER OF VIOLATIONS	PERCENT OF TOTAL	GROUP DESCRIPTION
1	50.0 %	Speeding Stop signs/Traffic lights Driver Liabilities (Licence, Insurance, Seat Belts, etc.) Driving (Passing, Disobey Signs, Signals, etc.) Hours of Service Trip Inspections Brakes CVIP
1	50.0 %	Mechanical Defects Oversize/Overweight Security of Loads Dangerous Goods Criminal Code Permits Miscellaneous Administrative Actions
2	100 %	TOTAL VIOLATIONS



SAMPLE

PART 6 - VIOLATION SUMMARY

NSC Number: AB000-0000

Carrier Name: Example Transport Ltd

VIOLATION	DOCUMENT	JUR	VEHICLE	DRIVER NAME
DATE				
2022 AUG 25	TVR AB58XXX	AB	000000 AB	
1 000000 AB	IMPROPER BUMPERS NOT OOS			
2021 AUG 25	TVR AB52XXX	AB	000000 AB	
2 000000 AB	FAIL TO OBEY DEVICE			

+++++

*** END OF PART 6 ***

TOTAL PAGES: 3

SAMPLE

PART 7 - MONITORING INFORMATION

NSC Number: AB000-0000

Carrier Name: Example Transport Ltd

Profile Period Start Date: 2021 APR 29

Profile Period End Date: 2024 APR 29

Date Printed: 2024 MAY 02

+++++

MONITORING NOTE

Alberta Transportation and Economic Corridors considers conviction, administrative penalty, CVSA inspection, collision and audit information when determining a carriers safety fitness rating.

Through the Carrier Profile system, conviction, administrative penalty, CVSA inspection and collision information is analyzed and combined to determine a carriers Risk Factor score (R-Factor). Each area's contribution to the R-Factor can be viewed on the "Monitoring Summary" page.

Alberta's National Safety Code monitoring program is designed to identify and intervene with 5% of bus and truck carriers that have the worst R-Factor. In establishing which 5% of carriers make up the department's monitoring list, fleet type (bus or truck) and fleet size are considered. Using this method carriers are compared with others that have similar fleet types and fleet ranges.

Once on the department's monitoring list, the carriers R-Factor score is further evaluated to determine what monitoring stage they are at. Monitoring stages 1 through 4 have been established, 4 being the stage that represents the greatest risk to the public. Alberta Transportation and Economic Corridors will intervene in a progressive manner with carriers on the monitoring list in an effort to create positive change within their operation.

The monthly compliance data shown in the Monitoring Part is only for the months between the Profile Period Start and End Dates. Carriers may find it valuable to review this page to establish if the contributions of the convictions, administrative penalties, CVSA inspections and collisions to the R-Factor score are rising, declining or staying the same. This type of information may assist carriers in evaluating the effectiveness of their safety and maintenance programs.

Note: Risk Factor Score Changes

As of May 1, 2024, the risk factor scoring process is refined to improve the precision of carrier monitoring to identify the 5% high-risk carriers operating in Alberta. Risk factor score refinements take effect for April 2024 month-end monitoring. Carriers may find that their risk factor score has changed from March 2024 to April 2024 month-end, as a result of the refinements. The monthly compliance data shown in the Monitoring Part is only for the months between the Profile Period Start and End Dates.

Risk factor score refinements include:

PART 7 - MONITORING INFORMATION

NSC Number: AB000-0000

Carrier Name: Example Transport Ltd

- greater precision in calculations of average fleet over a 12 month period, which aligns with the 12 month period for safety event data;
- changes in fleet groupings for more equitable distribution of carriers; and
- failure rate is calculated as CVSA inspection points per vehicle based on the carrier's average fleet.

Carriers may find it valuable to review this page to establish if the contributions of the convictions, administrative penalties, CVSA inspections and collisions to the R-Factor score are rising, declining or staying the same. This type of information may assist carriers in evaluating the effectiveness of their safety and maintenance programs.

SAMPLE

Alberta PUBLIC PROFILE

PART 7 - MONITORING SUMMARY

NSC Number: AB000-0000

Carrier Name: Example Transport Ltd

MONTH-END	FLEET INFORMATION					R-FACTOR					MONITORING
DATE	TYPE	TRK%	BUS%	AVG	CUR	SCORE	CONV%	ADMIN%	COLL%	INSP%	STAGE
2024 Mar	TRK	54	46	128.4	128	0.032	61.0	0.0	39.0	0.0	
2024 Feb	TRK	53	47	132.0	128	0.019	100.0	0.0	0.0	0.0	
2024 Jan	TRK	53	47	133.0	128	0.019	100.0	0.0	0.0	0.0	
2023 Dec	TRK	53	47	133.0	128	0.019	100.0	0.0	0.0	0.0	
2023 Nov	TRK	53	47	133.0	128	0.024	75.8	0.0	24.2	0.0	
2023 Oct	TRK	53	47	134.0	128	0.024	75.8	0.0	24.2	0.0	
2023 Sep	TRK	53	47	134.0	128	0.030	80.7	0.0	19.3	0.0	
2023 Aug	TRK	53	47	134.0	128	0.030	80.7	0.0	19.3	0.0	
2023 Jul	TRK	53	47	135.0	128	0.030	80.7	0.0	19.3	0.0	
2023 Jun	TRK	53	47	135.0	128	0.030	80.7	0.0	19.3	0.0	
2023 May	TRK	53	47	135.0	130	0.036	51.1	0.0	48.9	0.0	
2023 Apr	TRK	52	48	135.0	131	0.060	61.0	0.0	39.0	0.0	
2023 Mar	TRK	52	48	135.0	132	0.048	51.1	0.0	48.9	0.0	
2023 Feb	TRK	52	48	136.0	133	0.047	51.1	0.0	48.9	0.0	
2023 Jan	TRK	52	48	136.0	133	0.054	67.6	0.0	32.4	0.0	
2022 Dec	TRK	52	48	136.0	135	0.066	73.6	0.0	26.4	0.0	
2022 Nov	TRK	52	48	136.0	136	0.078	70.1	0.0	29.9	0.0	
2022 Oct	TRK	52	48	136.0	135	0.078	70.1	0.0	29.9	0.0	
2022 Sep	TRK	51	49	136.0	133	0.078	70.1	0.0	29.9	0.0	
2022 Aug	TRK	51	49	136.0	137	0.078	70.1	0.0	29.9	0.0	
2022 Jul	TRK	51	49	136.0	136	0.083	65.3	0.0	34.7	0.0	
2022 Jun	TRK	51	49	136.0	136	0.072	83.9	0.0	16.1	0.0	
2022 May	TRK	51	49	136.0	136	0.090	80.7	0.0	19.3	0.0	
2022 Apr	TRK	51	49	137.0	135	0.071	75.8	0.0	24.2	0.0	
2022 Mar	TRK	51	49	137.0	135	0.071	75.8	0.0	24.2	0.0	
2022 Feb	BUS	50	50	137.0	136	0.085	75.2	0.0	24.8	0.0	
2022 Jan	BUS	50	50	137.0	136	0.092	69.5		30.5	0.0	
2021 Dec	BUS	50	50	137.0	137	0.069	69.5	0.0	30.5	0.0	
2021 Nov	BUS	50	50	137.0	137	0.069	69.5		30.5	0.0	
2021 Oct	BUS	50	50	137.0	137	0.069	69.5		30.5	0.0	
2021 Sep	BUS	50	50	138.0	135	0.056	75.2		24.8	0.0	
2021 Aug	BUS	49	51	138.0	133	0.056	75.2		24.8	0.0	
2021 Jul	BUS	49	51	138.0	132	0.077	54.8		45.2	0.0	
2021 Jun	BUS	49	51	138.0	132	0.048	55.8		44.2	0.0	
2021 May	BUS	49	51	138.0	134	0.048	55.8		44.2	0.0	
2021 Apr	BUS	49	51	139.0	137	0.052	60.3		39.7	0.0	

INDUSTRY MONITORING INFORMATION ON 2024 MAR 31

For Fleet Range: 90.0-199.9 and for Fleet type: TRK

Industry Average R-Factor Score: 0.027

(Industry Average is calculated for NSC carriers with and without safety events)

Monitoring Stage R-Factor threshold for Fleet Range: 90.0-199.9

PART 7 - MONITORING SUMMARY

NSC Number: AB000-0000

Carrier Name: Example Transport Ltd

Stage 1:	0.105 - 0.116
Stage 2:	0.117 - 0.160
Stage 3:	0.161 - 0.209
Stage 4:	0.210 and higher

+++++

*** END OF PART 7 ***

TOTAL PAGES: 4

SAMPLE

PART 8 - FACILITY AUDIT INFORMATION

NSC Number: AB000-0000
Carrier Name: Example Transport Ltd

Profile Period Start Date: 2021 APR 29
Profile Period End Date: 2024 APR 29
Date Printed: 2024 MAY 02
TOTAL FACILITY AUDITS: 0

+++++

AUDIT INFORMATION NOTE

Part 8 includes data on facility audits that are complete and accepted by Alberta Transportation and Economic Corridors. In accordance with National Safety Code Standard 15, a facility audit is designed to review a carrier's on-highway and safety management activities in considerable detail. During a facility audit, a Public Safety Investigator or a certified Third Party Auditor examines the carrier's records and reports on demonstrated compliance with the safety standards of the National Safety Code program, and its related legislation as implemented in Alberta.

The facility audit report provides Alberta Transportation and Economic Corridors with an understanding of the carrier's degree of compliance. In conjunction with a facility audit report, each carrier's Safety Fitness Rating is evaluated through a review of the following:

- convictions
- administrative penalties
- collisions
- Commercial Vehicle Safety Alliance inspections

For more information on audits, investigations, complaints and interventions actions, go to: <https://www.alberta.ca/audits-and-investigations-commercial-carriers.aspx>. Should you have any questions contact Alberta Transportation and Economic Corridors at 403-755-6111 (toll free in Alberta by first dialing 310-0000), or email to compliance.info@gov.ab.ca .

PART 8 - FACILITY AUDIT SUMMARY

NSC Number: AB000-0000

Carrier Name: Example Transport Ltd

START DATE

END DATE

STATUS

No Facility Audit on Record for period selected

+++++

*** END OF PART 8 ***

TOTAL PAGES: 2

SAMPLE