

Student Name:
 Alberta Student Number:
 School of Writing:
 School Authority:

Grade 6 Achievement Tests Sample Individual Student Profile



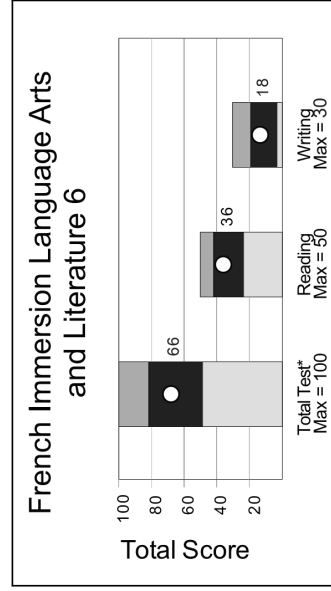
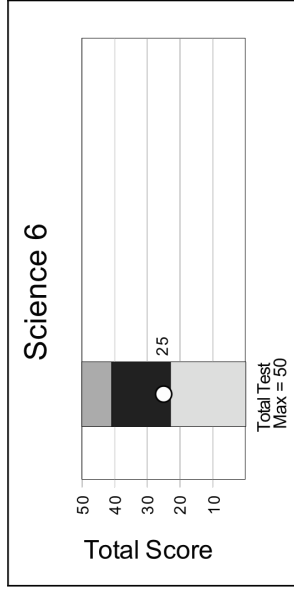
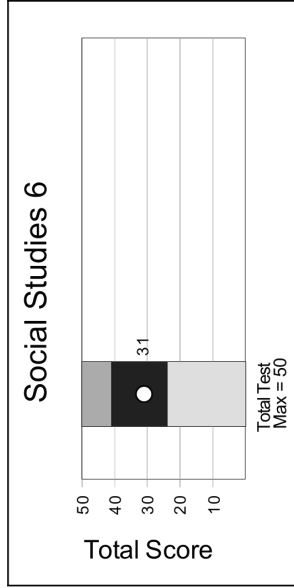
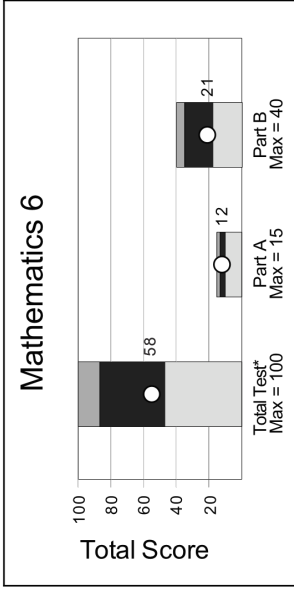
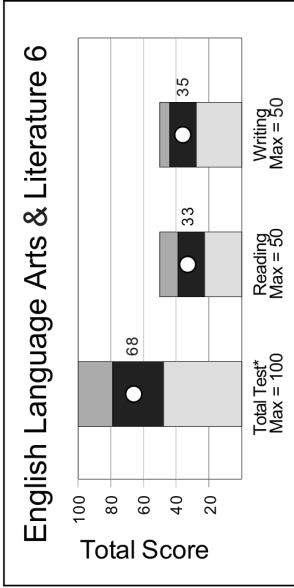
Graph Legend

- Standard of Excellence
- Acceptable Standard
- Below Acceptable Standard
- Student Score

Explanatory Notes

The point on each bar graph indicates the score obtained by the student on the total test and on each of the two components of the test.

The shaded regions indicate the range of scores at the Standard of Excellence (dark grey region), the Acceptable Standard (black region), and below the acceptable standard (light grey region).



Student Name:
 Alberta Student Number:
 School of Writing:
 School Authority:

Grade 6 Achievement Tests Sample Individual Student Profile



Subject	Component	Student's Results			Range of Scores Within Each Standard ¹	
		Score	Standard Achieved	Acceptable Standard*	Acceptable Standard*	Standard of Excellence*
English Language Arts & Literature 6	Total Test 2	68 / 100	Acceptable	48 - 78	79 - 100	
	Reading Writing	33 / 50 35 / 50	Acceptable Acceptable	23 - 38 28 - 43	39 - 50 44 - 55	
Mathematics 6	Total Test 3	58 / 100	Acceptable	47 - 86	87 - 100	
Written in French	Part A	12 / 15	Acceptable	10 - 12	13 - 15	
	Part B	21 / 40	Acceptable	18 - 34	35 - 40	
Social Studies 6	Total Test	31 / 50	Acceptable	24 - 40	41 - 50	
Written in French						
Science 6	Total Test	25 / 50	Acceptable	23 - 40	41 - 50	
Written in French						
French Immersion Language Arts and Literature 6	Total Test 4	66 / 100	Acceptable	49 - 81	82 - 100	
	Reading Writing	36 / 50 18 / 30	Acceptable Acceptable	24 - 41 28 - 43	42 - 50 44 - 55	

The table above provides the student's scores for each subject and for the components of that subject. Also included is the range of scores that define each standard.

¹These standards reflect provincial expectations.

² Reading and Writing are weighted equally in the calculation of the total score.

³ Part A is worth 20% and Part B is worth 80% in the calculation of the total score.

⁴ Reading and Writing are weighted equally in the calculation of the total score.

*Values may be adjusted year to year through equating.