

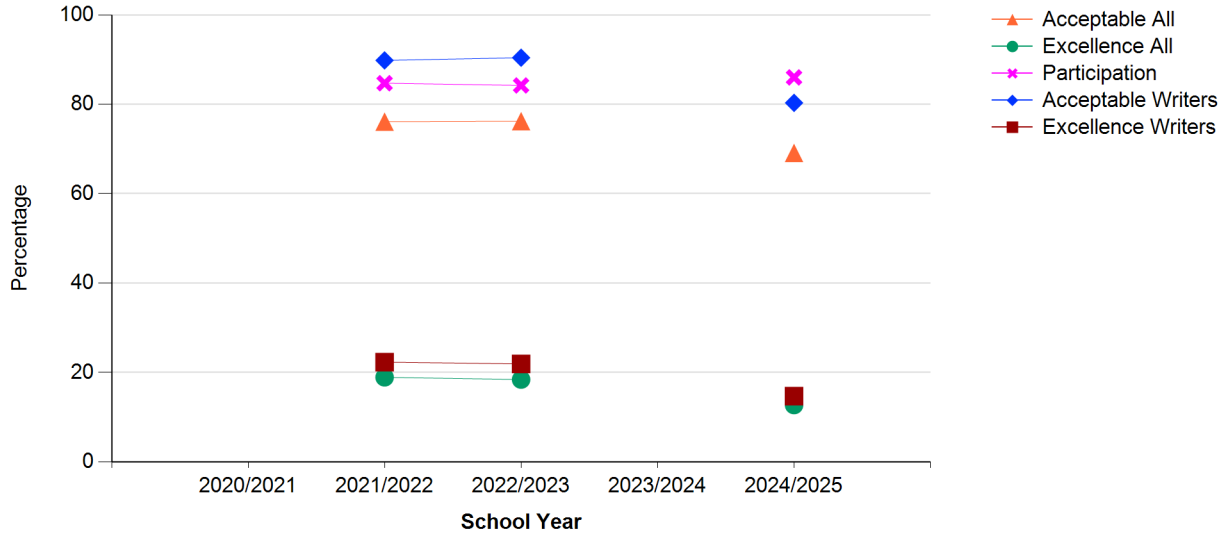
Provincial Achievement Test Multiyear Reports



Participation Rates and Percentages of Students Meeting Standards on Achievement Tests

Province: Alberta

English Language Arts & Lit 6



	2020/2021*	2021/2022	2022/2023***	2023/2024***	2024/2025***
Number of Students	n/a	56095	52106	n/a	61670
Acceptable All	n/a	76.1	76.2	n/a	69.1
Excellence All	n/a	18.9	18.4	n/a	12.7
Participation	n/a	84.7	84.2	n/a	86.0
Acceptable Writers	n/a	89.8	90.4	n/a	80.3
Excellence Writers	n/a	22.3	21.9	n/a	14.7

* Due to the COVID-19 pandemic, no reportable data is available for the 2020/2021 school years.

***Participation in the Provincial Achievement Tests was impacted by wildfires in 2022/23 and 2023/24. Caution should be used when interpreting trends over time for the province and those school authorities affected by these events.

***2022/23, 2023/24 and 2024/25 Provincial Achievement Test results do not include students who participated in the optionally implemented/piloted curriculum and were excused from writing in those subject areas.

***In 2023/2024 ELA 6 and Math 6 were not administered.

***2022/2023 and earlier reflect the 2007 Program of Studies. 2024/2025 is a new test that reflects the 2023 curriculum. Discretion must be used when comparing results over time. Standards for the new test were set in 2025.

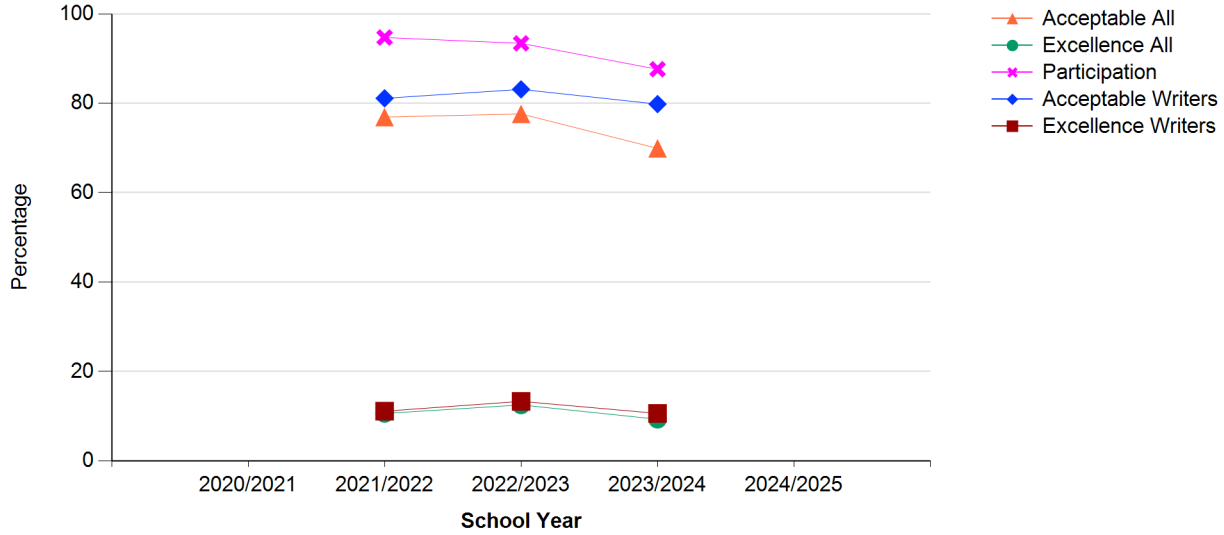
Provincial Achievement Test Multiyear Reports



Participation Rates and Percentages of Students Meeting Standards

Province: Alberta

French Language Arts 6 année



	2020/2021*	2021/2022	2022/2023***	2023/2024***	2024/2025***
Number of Students	n/a	3496	3131	1870	n/a
Acceptable All	n/a	76.9	77.6	69.9	n/a
Excellence All	n/a	10.6	12.5	9.3	n/a
Participation	n/a	94.7	93.4	87.6	n/a
Acceptable Writers	n/a	81.1	83.1	79.8	n/a
Excellence Writers	n/a	11.1	13.3	10.6	n/a

* Due to the COVID-19 pandemic, no reportable data is available for the 2020/2021 school years.

***Participation in the Provincial Achievement Tests was impacted by wildfires in 2022/23 and 2023/24. Caution should be used when interpreting trends over time for the province and those school authorities affected by these events.

***2022/23, 2023/24 and 2024/25 Provincial Achievement Test results do not include students who participated in the optionally implemented/piloted curriculum and were excused from writing in those subject areas.

***In 2024/2025 FLA 6/Français 6 and Science 6 were not administered.

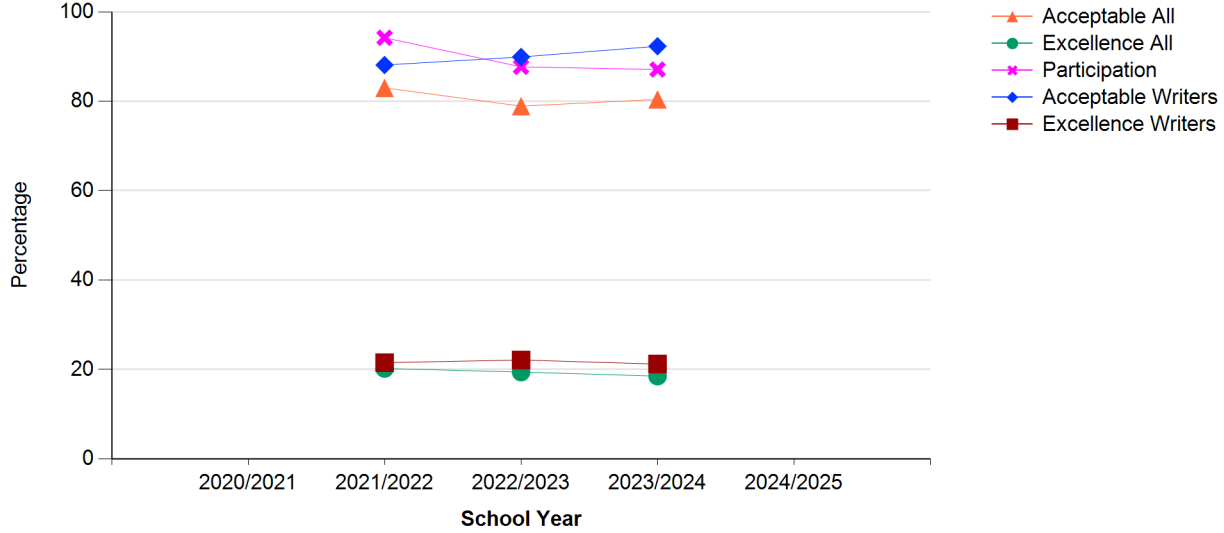
Provincial Achievement Test Multiyear Reports



Participation Rates and Percentages of Students Meeting Standards

Province: Alberta

Français 6 année



	2020/2021*	2021/2022	2022/2023***	2023/2024***	2024/2025***
Number of Students	n/a	741	578	504	n/a
Acceptable All	n/a	83.0	78.9	80.4	n/a
Excellence All	n/a	20.2	19.4	18.5	n/a
Participation	n/a	94.2	87.7	87.1	n/a
Acceptable Writers	n/a	88.1	89.9	92.3	n/a
Excellence Writers	n/a	21.5	22.1	21.2	n/a

* Due to the COVID-19 pandemic, no reportable data is available for the 2020/2021 school years.

***Participation in the Provincial Achievement Tests was impacted by wildfires in 2022/23 and 2023/24. Caution should be used when interpreting trends over time for the province and those school authorities affected by these events.

***2022/23, 2023/24 and 2024/25 Provincial Achievement Test results do not include students who participated in the optionally implemented/piloted curriculum and were excused from writing in those subject areas.

***In 2024/2025 FLA 6/Français 6 and Science 6 were not administered.

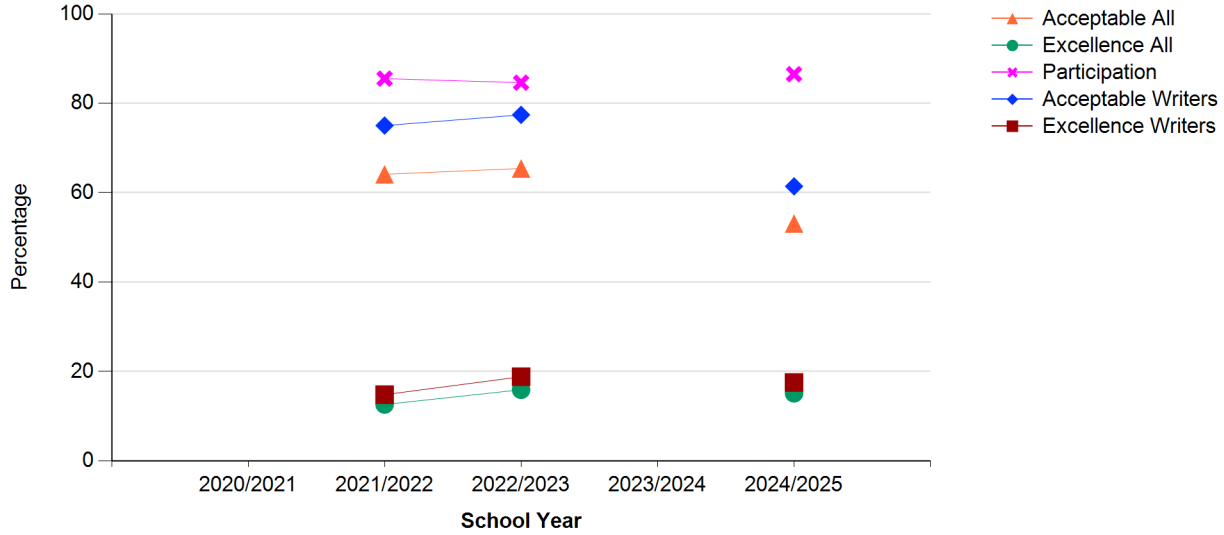
Provincial Achievement Test Multiyear Reports



Participation Rates and Percentages of Students Meeting Standards

Province: Alberta

Mathematics 6



	2020/2021*	2021/2022	2022/2023***	2023/2024***	2024/2025***
Number of Students	n/a	56019	52551	n/a	61656
Acceptable All	n/a	64.1	65.4	n/a	53.1
Excellence All	n/a	12.6	15.9	n/a	15.1
Participation	n/a	85.5	84.6	n/a	86.5
Acceptable Writers	n/a	75.0	77.4	n/a	61.4
Excellence Writers	n/a	14.8	18.8	n/a	17.5

* Due to the COVID-19 pandemic, no reportable data is available for the 2020/2021 school years.

***Participation in the Provincial Achievement Tests was impacted by wildfires in 2022/23 and 2023/24. Caution should be used when interpreting trends over time for the province and those school authorities affected by these events.

***2022/23, 2023/24 and 2024/25 Provincial Achievement Test results do not include students who participated in the optionally implemented/piloted curriculum and were excused from writing in those subject areas.

***In 2023/2024 ELA 6 and Math 6 were not administered.

***2022/2023 and earlier reflect the 2007 Program of Studies. 2024/2025 is a new test that reflects the 2023 curriculum. Discretion must be used when comparing results over time. Standards for the new test were set in 2025.

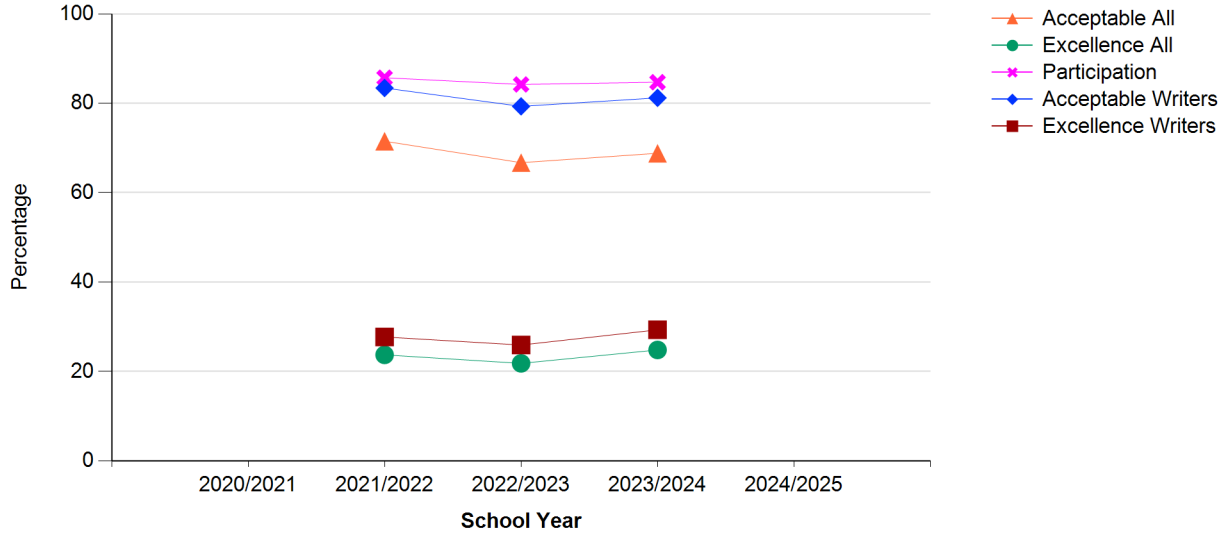
Provincial Achievement Test Multiyear Reports



Participation Rates and Percentages of Students Meeting Standards

Province: Alberta

Science 6



	2020/2021*	2021/2022	2022/2023***	2023/2024***	2024/2025***
Number of Students	n/a	56451	54859	53806	n/a
Acceptable All	n/a	71.5	66.7	68.8	n/a
Excellence All	n/a	23.7	21.8	24.8	n/a
Participation	n/a	85.7	84.2	84.7	n/a
Acceptable Writers	n/a	83.4	79.3	81.2	n/a
Excellence Writers	n/a	27.7	25.9	29.3	n/a

* Due to the COVID-19 pandemic, no reportable data is available for the 2020/2021 school years.

***Participation in the Provincial Achievement Tests was impacted by wildfires in 2022/23 and 2023/24. Caution should be used when interpreting trends over time for the province and those school authorities affected by these events.

***2022/23, 2023/24 and 2024/25 Provincial Achievement Test results do not include students who participated in the optionally implemented/piloted curriculum and were excused from writing in those subject areas.

***In 2024/2025 FLA 6/Français 6 and Science 6 were not administered.

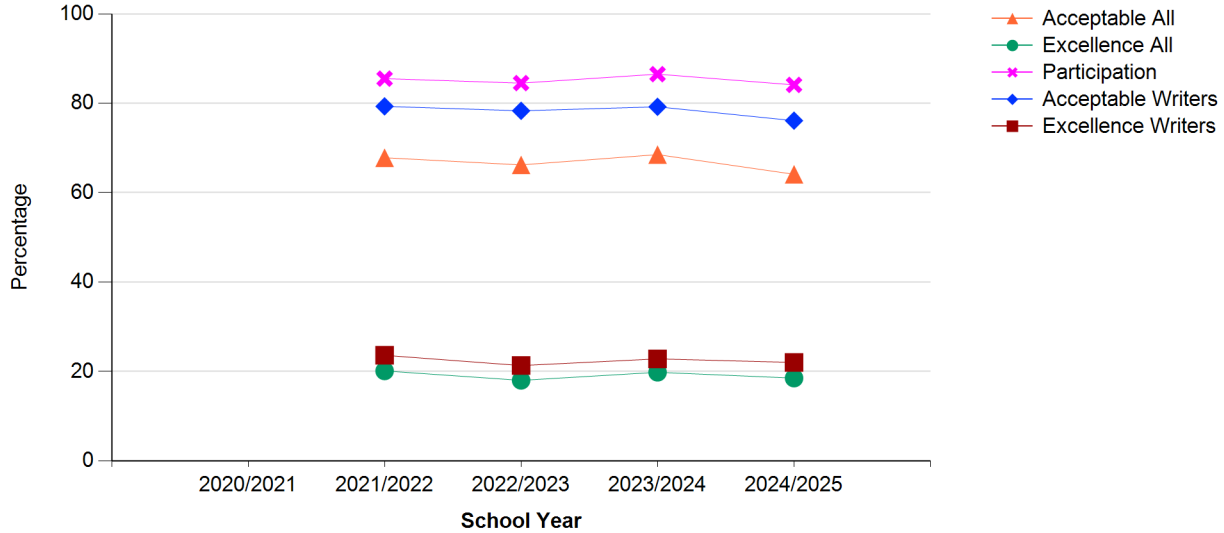
Provincial Achievement Test Multiyear Reports



Participation Rates and Percentages of Students Meeting Standards

Province: Alberta

Social Studies 6



	2020/2021*	2021/2022	2022/2023***	2023/2024***	2024/2025***
Number of Students	n/a	56483	57655	60804	50053
Acceptable All	n/a	67.8	66.2	68.5	64.1
Excellence All	n/a	20.1	18.0	19.8	18.5
Participation	n/a	85.5	84.5	86.5	84.1
Acceptable Writers	n/a	79.3	78.3	79.2	76.1
Excellence Writers	n/a	23.6	21.3	22.8	22.0

* Due to the COVID-19 pandemic, no reportable data is available for the 2020/2021 school years.

***Participation in the Provincial Achievement Tests was impacted by wildfires in 2022/23 and 2023/24. Caution should be used when interpreting trends over time for the province and those school authorities affected by these events.

***2022/23, 2023/24 and 2024/25 Provincial Achievement Test results do not include students who participated in the optionally implemented/piloted curriculum and were excused from writing in those subject areas.

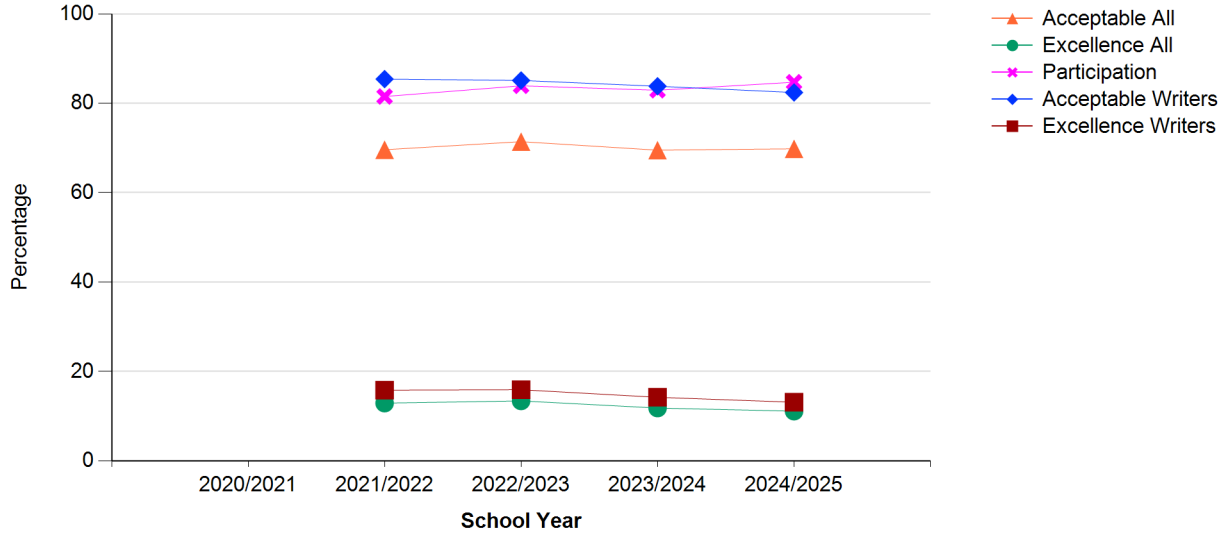
Provincial Achievement Test Multiyear Reports



Participation Rates and Percentages of Students Meeting Standards

Province: Alberta

English Language Arts 9



	2020/2021*	2021/2022**	2022/2023***	2023/2024***	2024/2025***
Number of Students	n/a	35521	56255	59096	59391
Acceptable All	n/a	69.6	71.4	69.5	69.8
Excellence All	n/a	12.9	13.4	11.8	11.1
Participation	n/a	81.5	83.9	82.9	84.7
Acceptable Writers	n/a	85.4	85.1	83.8	82.4
Excellence Writers	n/a	15.8	15.9	14.2	13.1

* Due to the COVID-19 pandemic, no reportable data is available for the 2020/2021 school years.

** Security breaches occurred over last few days of the 2021-22 PAT administration window. To maintain the validity and comparability of provincial results, students most likely impacted by these security breaches have been excluded from the provincial cohort. However, all students have been included in school and school authority reporting and, therefore, caution should be exercised when interpreting these results.

***Participation in the Provincial Achievement Tests was impacted by wildfires in 2022/23 and 2023/24. Caution should be used when interpreting trends over time for the province and those school authorities affected by these events.

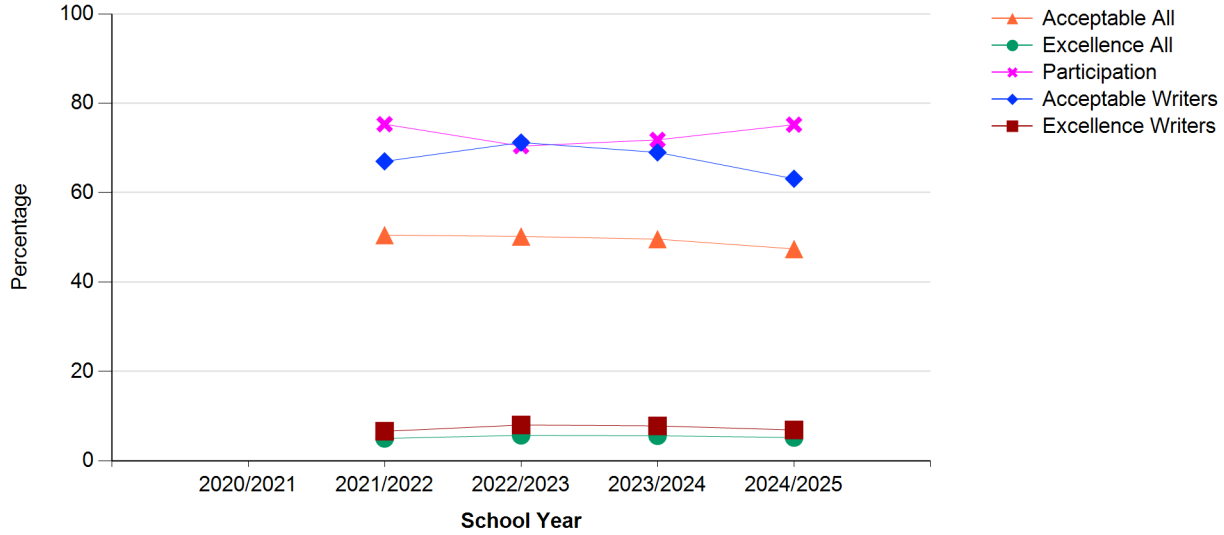
Provincial Achievement Test Multiyear Reports



Participation Rates and Percentages of Students Meeting Standards

Province: Alberta

K&E English Language Arts 9



	2020/2021*	2021/2022	2022/2023***	2023/2024***	2024/2025***
Number of Students	n/a	1310	1254	1465	1469
Acceptable All	n/a	50.5	50.2	49.6	47.4
Excellence All	n/a	5.0	5.7	5.6	5.2
Participation	n/a	75.3	70.4	71.8	75.2
Acceptable Writers	n/a	67.0	71.2	69.0	63.1
Excellence Writers	n/a	6.6	8.0	7.8	6.9

* Due to the COVID-19 pandemic, no reportable data is available for the 2020/2021 school years.

***Participation in the Provincial Achievement Tests was impacted by wildfires in 2022/23 and 2023/24. Caution should be used when interpreting trends over time for the province and those school authorities affected by these events.

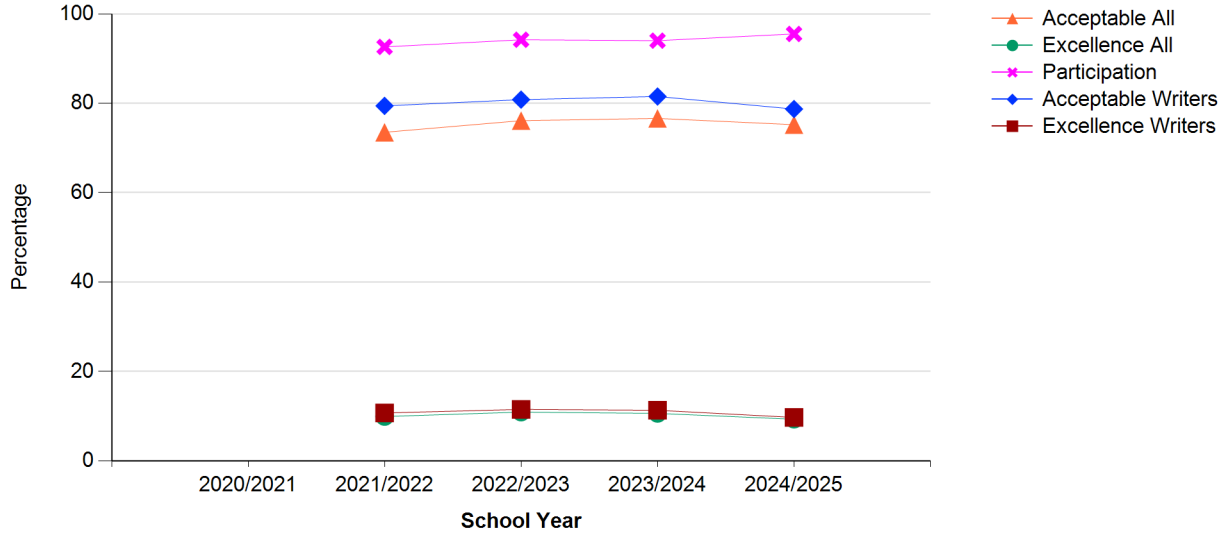
Provincial Achievement Test Multiyear Reports



Participation Rates and Percentages of Students Meeting Standards

Province: Alberta

French Language Arts 9 année



	2020/2021*	2021/2022	2022/2023***	2023/2024***	2024/2025***
Number of Students	n/a	3228	3215	3308	3134
Acceptable All	n/a	73.5	76.1	76.6	75.2
Excellence All	n/a	9.9	10.9	10.6	9.3
Participation	n/a	92.6	94.2	94.0	95.5
Acceptable Writers	n/a	79.4	80.8	81.5	78.7
Excellence Writers	n/a	10.7	11.5	11.3	9.7

* Due to the COVID-19 pandemic, no reportable data is available for the 2020/2021 school years.

***Participation in the Provincial Achievement Tests was impacted by wildfires in 2022/23 and 2023/24. Caution should be used when interpreting trends over time for the province and those school authorities affected by these events.

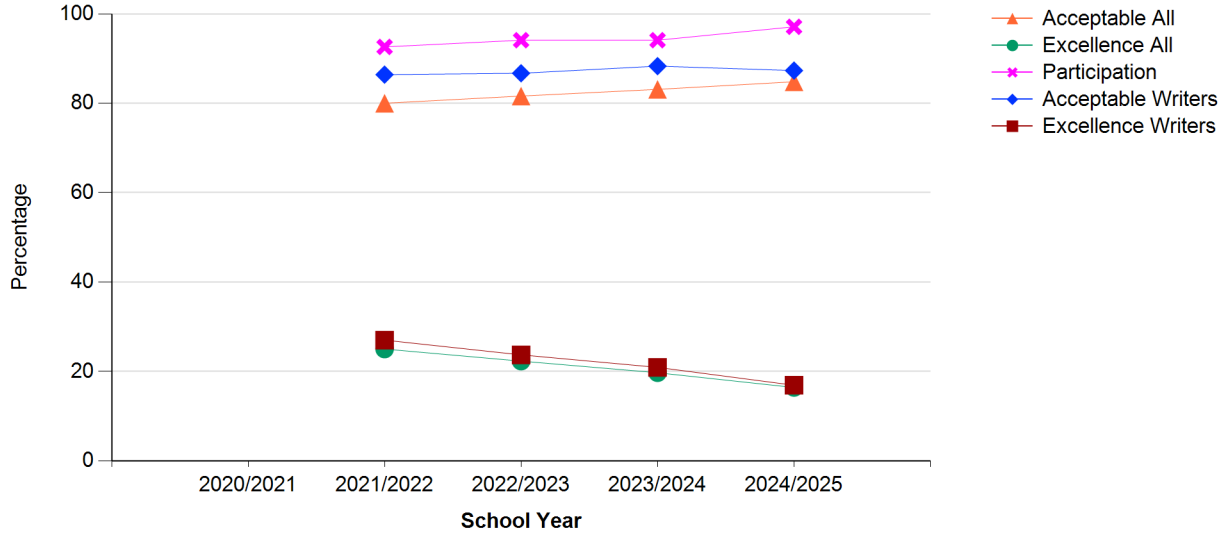
Provincial Achievement Test Multiyear Reports



Participation Rates and Percentages of Students Meeting Standards

Province: Alberta

Français 9 année



	2020/2021*	2021/2022	2022/2023***	2023/2024***	2024/2025***
Number of Students	n/a	444	575	615	578
Acceptable All	n/a	80.0	81.6	83.1	84.8
Excellence All	n/a	25.0	22.3	19.7	16.4
Participation	n/a	92.6	94.1	94.1	97.1
Acceptable Writers	n/a	86.4	86.7	88.3	87.3
Excellence Writers	n/a	27.0	23.7	20.9	16.9

* Due to the COVID-19 pandemic, no reportable data is available for the 2020/2021 school years.

***Participation in the Provincial Achievement Tests was impacted by wildfires in 2022/23 and 2023/24. Caution should be used when interpreting trends over time for the province and those school authorities affected by these events.

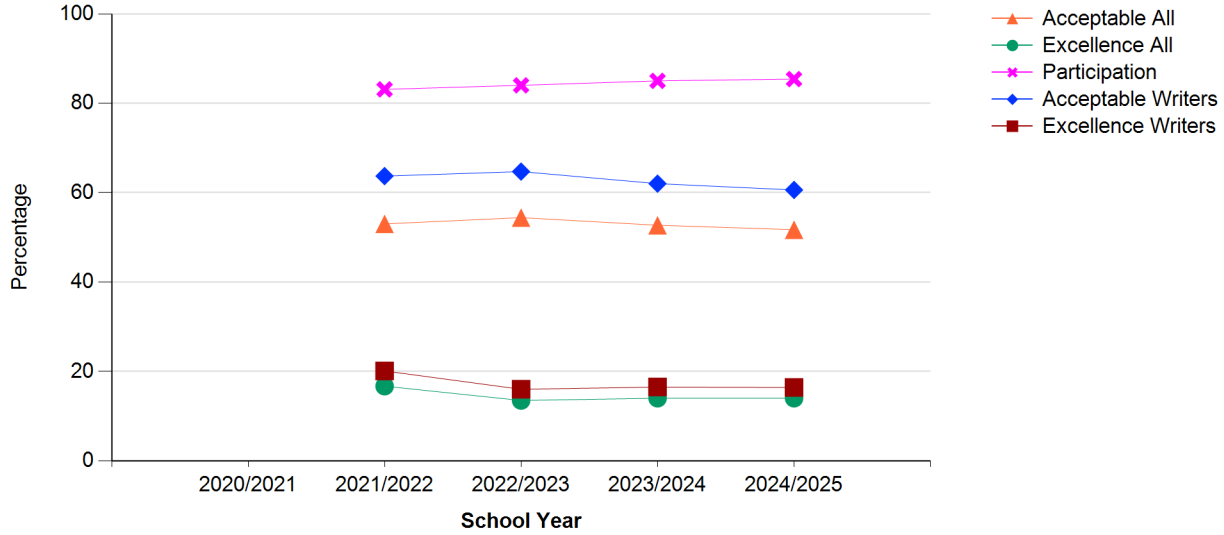
Provincial Achievement Test Multiyear Reports



Participation Rates and Percentages of Students Meeting Standards

Province: Alberta

Mathematics 9



	2020/2021*	2021/2022**	2022/2023***	2023/2024***	2024/2025***
Number of Students	n/a	32890	55447	58577	58911
Acceptable All	n/a	53.0	54.4	52.7	51.7
Excellence All	n/a	16.7	13.5	14.0	14.0
Participation	n/a	83.1	84.0	85.0	85.4
Acceptable Writers	n/a	63.7	64.7	62.0	60.6
Excellence Writers	n/a	20.1	16.0	16.5	16.4

* Due to the COVID-19 pandemic, no reportable data is available for the 2020/2021 school years.

** Security breaches occurred over last few days of the 2021-22 PAT administration window. To maintain the validity and comparability of provincial results, students most likely impacted by these security breaches have been excluded from the provincial cohort. However, all students have been included in school and school authority reporting and, therefore, caution should be exercised when interpreting these results.

***Participation in the Provincial Achievement Tests was impacted by wildfires in 2022/23 and 2023/24. Caution should be used when interpreting trends over time for the province and those school authorities affected by these events.

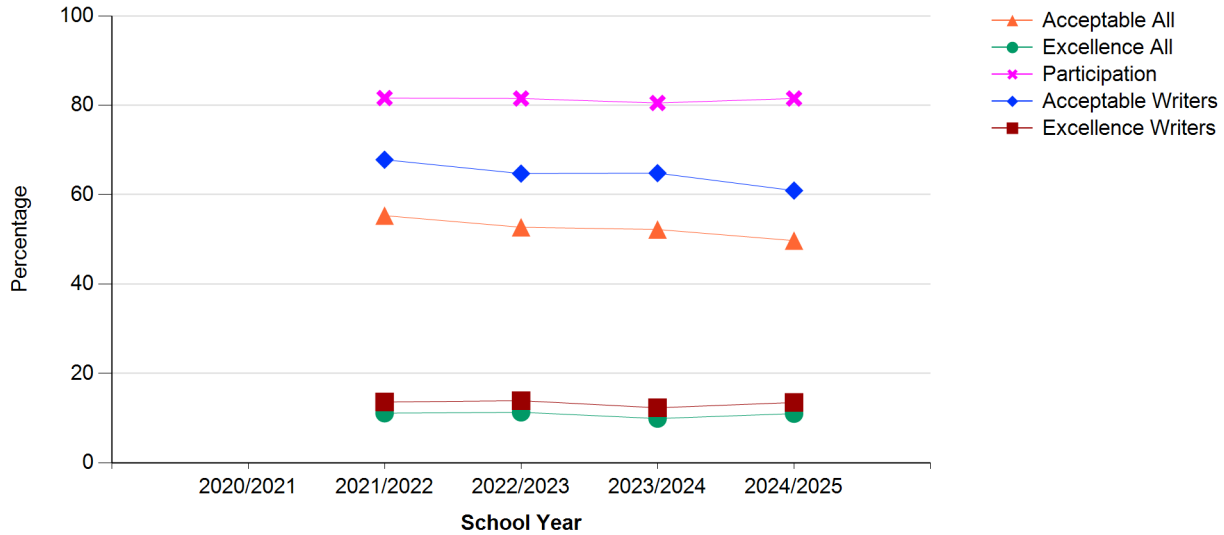
Provincial Achievement Test Multiyear Reports



Participation Rates and Percentages of Students Meeting Standards

Province: Alberta

K&E Mathematics 9



	2020/2021*	2021/2022	2022/2023***	2023/2024***	2024/2025***
Number of Students	n/a	1746	1815	1967	1940
Acceptable All	n/a	55.3	52.7	52.2	49.7
Excellence All	n/a	11.1	11.3	9.9	11.0
Participation	n/a	81.6	81.5	80.5	81.5
Acceptable Writers	n/a	67.8	64.7	64.8	60.9
Excellence Writers	n/a	13.6	13.9	12.3	13.5

* Due to the COVID-19 pandemic, no reportable data is available for the 2020/2021 school years.

***Participation in the Provincial Achievement Tests was impacted by wildfires in 2022/23 and 2023/24. Caution should be used when interpreting trends over time for the province and those school authorities affected by these events.

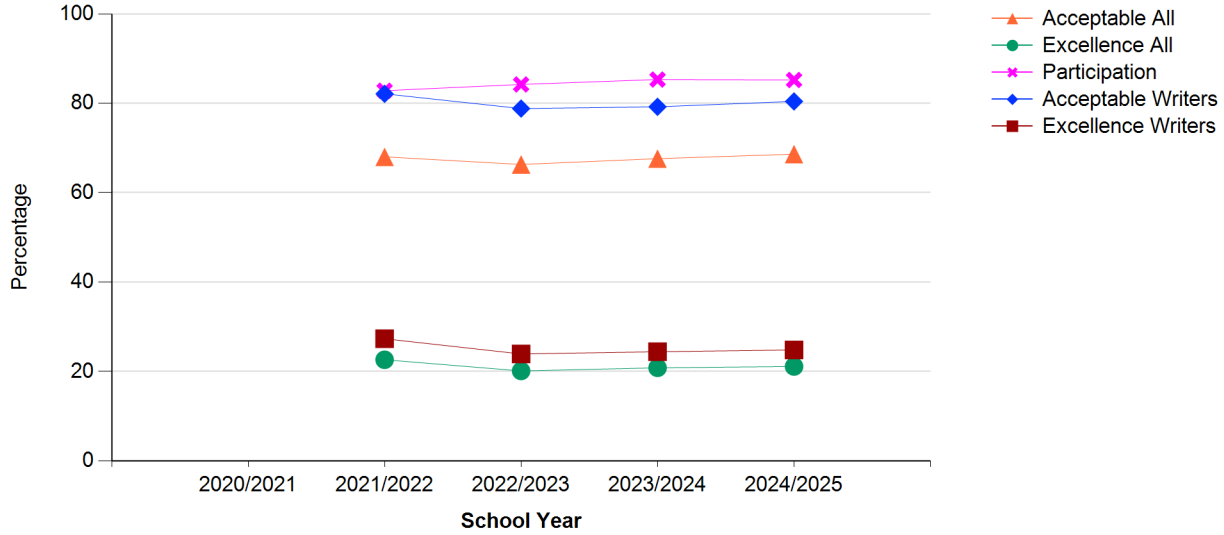
Provincial Achievement Test Multiyear Reports



Participation Rates and Percentages of Students Meeting Standards

Province: Alberta

Science 9



	2020/2021*	2021/2022**	2022/2023***	2023/2024***	2024/2025***
Number of Students	n/a	31216	56311	59072	59453
Acceptable All	n/a	68.0	66.3	67.6	68.6
Excellence All	n/a	22.6	20.1	20.8	21.1
Participation	n/a	82.8	84.2	85.3	85.2
Acceptable Writers	n/a	82.1	78.8	79.2	80.4
Excellence Writers	n/a	27.3	23.9	24.4	24.8

* Due to the COVID-19 pandemic, no reportable data is available for the 2020/2021 school years.

** Security breaches occurred over last few days of the 2021-22 PAT administration window. To maintain the validity and comparability of provincial results, students most likely impacted by these security breaches have been excluded from the provincial cohort. However, all students have been included in school and school authority reporting and, therefore, caution should be exercised when interpreting these results.

***Participation in the Provincial Achievement Tests was impacted by wildfires in 2022/23 and 2023/24. Caution should be used when interpreting trends over time for the province and those school authorities affected by these events.

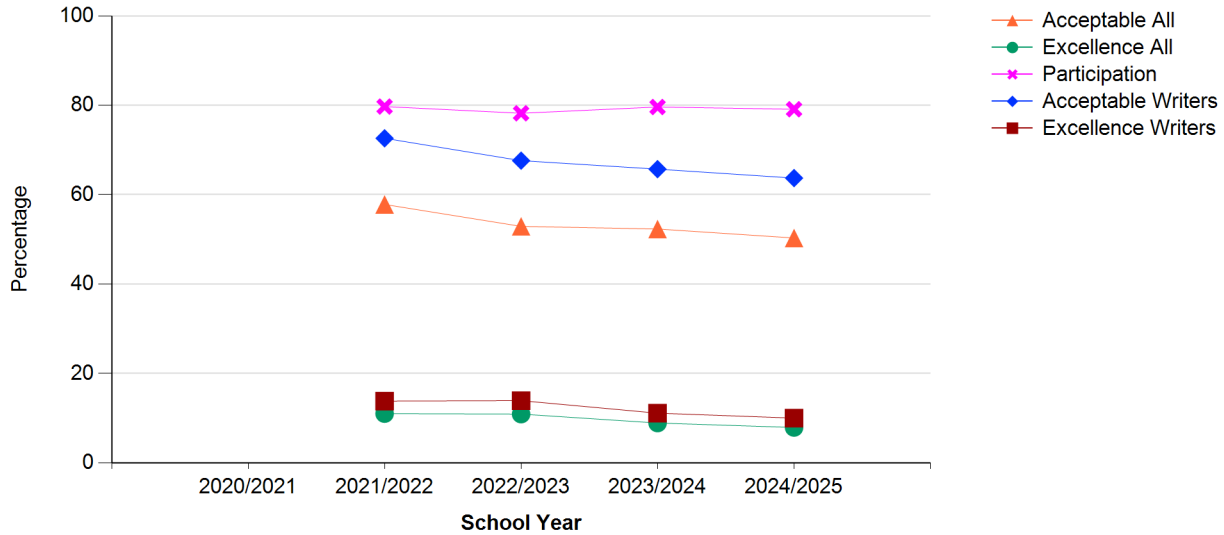
Provincial Achievement Test Multiyear Reports



Participation Rates and Percentages of Students Meeting Standards

Province: Alberta

K&E Science 9



	2020/2021*	2021/2022	2022/2023***	2023/2024***	2024/2025***
Number of Students	n/a	1185	1197	1411	1454
Acceptable All	n/a	57.8	52.9	52.3	50.3
Excellence All	n/a	11.0	10.9	8.9	7.9
Participation	n/a	79.7	78.2	79.6	79.1
Acceptable Writers	n/a	72.6	67.6	65.7	63.7
Excellence Writers	n/a	13.8	13.9	11.1	10.0

* Due to the COVID-19 pandemic, no reportable data is available for the 2020/2021 school years.

***Participation in the Provincial Achievement Tests was impacted by wildfires in 2022/23 and 2023/24. Caution should be used when interpreting trends over time for the province and those school authorities affected by these events.

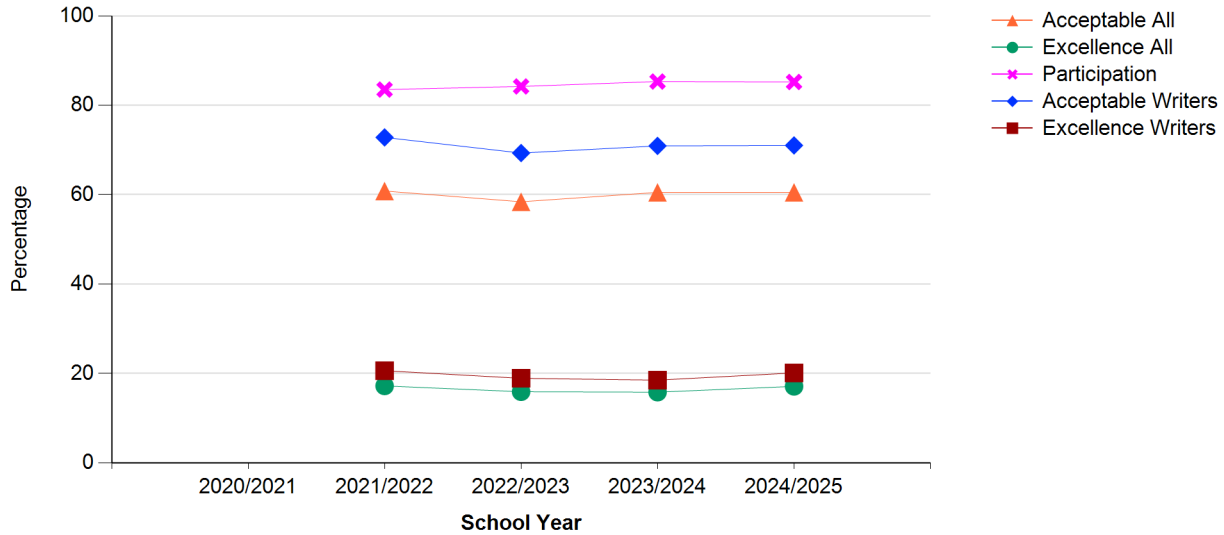
Provincial Achievement Test Multiyear Reports



Participation Rates and Percentages of Students Meeting Standards

Province: Alberta

Social Studies 9



	2020/2021*	2021/2022**	2022/2023***	2023/2024***	2024/2025***
Number of Students	n/a	30108	56309	59125	59472
Acceptable All	n/a	60.8	58.4	60.5	60.5
Excellence All	n/a	17.2	15.9	15.8	17.1
Participation	n/a	83.5	84.2	85.3	85.2
Acceptable Writers	n/a	72.8	69.3	70.9	71.0
Excellence Writers	n/a	20.6	18.9	18.5	20.1

* Due to the COVID-19 pandemic, no reportable data is available for the 2020/2021 school years.

** Security breaches occurred over last few days of the 2021-22 PAT administration window. To maintain the validity and comparability of provincial results, students most likely impacted by these security breaches have been excluded from the provincial cohort. However, all students have been included in school and school authority reporting and, therefore, caution should be exercised when interpreting these results.

***Participation in the Provincial Achievement Tests was impacted by wildfires in 2022/23 and 2023/24. Caution should be used when interpreting trends over time for the province and those school authorities affected by these events.

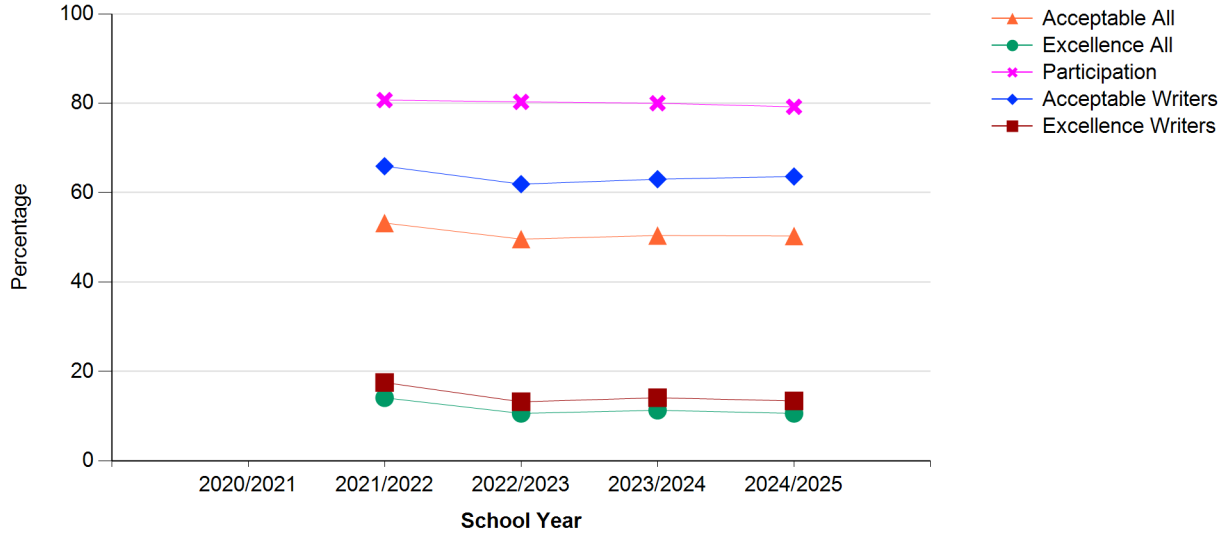
Provincial Achievement Test Multiyear Reports



Participation Rates and Percentages of Students Meeting Standards

Province: Alberta

K&E Social Studies 9



	2020/2021*	2021/2022	2022/2023***	2023/2024***	2024/2025***
Number of Students	n/a	1167	1140	1351	1434
Acceptable All	n/a	53.2	49.6	50.4	50.3
Excellence All	n/a	14.1	10.6	11.3	10.6
Participation	n/a	80.7	80.3	80.0	79.2
Acceptable Writers	n/a	65.9	61.9	63.0	63.6
Excellence Writers	n/a	17.5	13.2	14.1	13.4

* Due to the COVID-19 pandemic, no reportable data is available for the 2020/2021 school years.

***Participation in the Provincial Achievement Tests was impacted by wildfires in 2022/23 and 2023/24. Caution should be used when interpreting trends over time for the province and those school authorities affected by these events.