

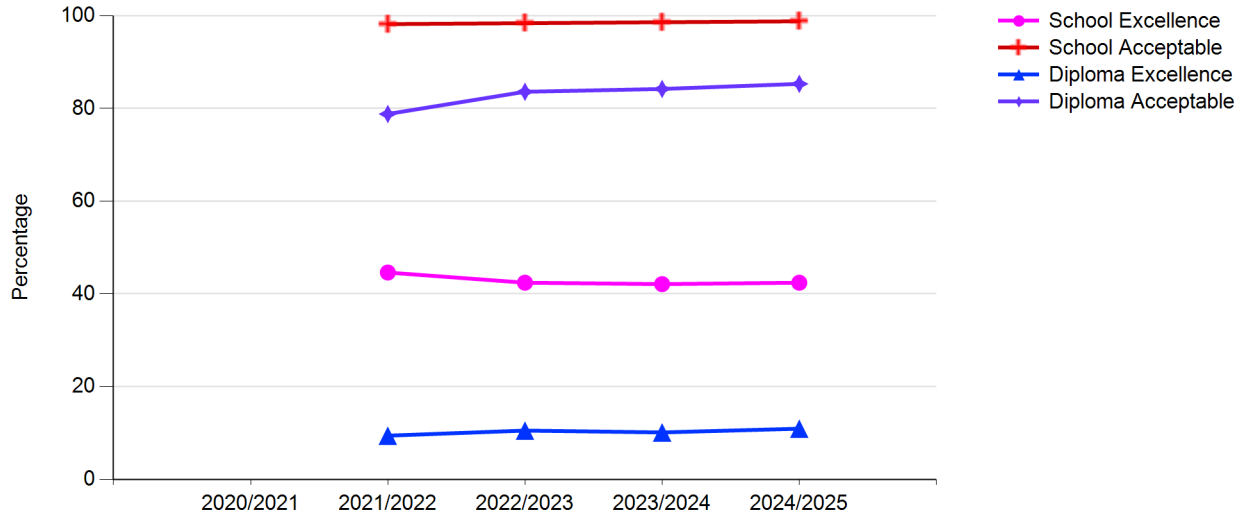
# Diploma Examination Multiyear Reports



## Five-Year Diploma Examination Results

Province: Alberta

### English Language Arts 30-1



	2020/2021*	2021/2022**	2022/2023	2023/2024	2024/2025
Number of Students	n/a	17385	31495	33014	35845
School Excellence	n/a	44.6	42.4	42.1	42.4
School Acceptable	n/a	98.2	98.4	98.6	98.8
Diploma Excellence	n/a	9.4	10.5	10.1	10.9
Diploma Acceptable	n/a	78.8	83.6	84.2	85.3

\* Due to the COVID-19 pandemic, no reportable data is available for the 2020/2021 school years.

\*\* The 2021/2022 results do not include the results of the January 2022 diploma exam administration as this administration was cancelled due to the COVID-19 context. As such, the 2021/2022 results are not comparable with previous years' results. Caution should be exercised when interpreting and comparing the results over time.

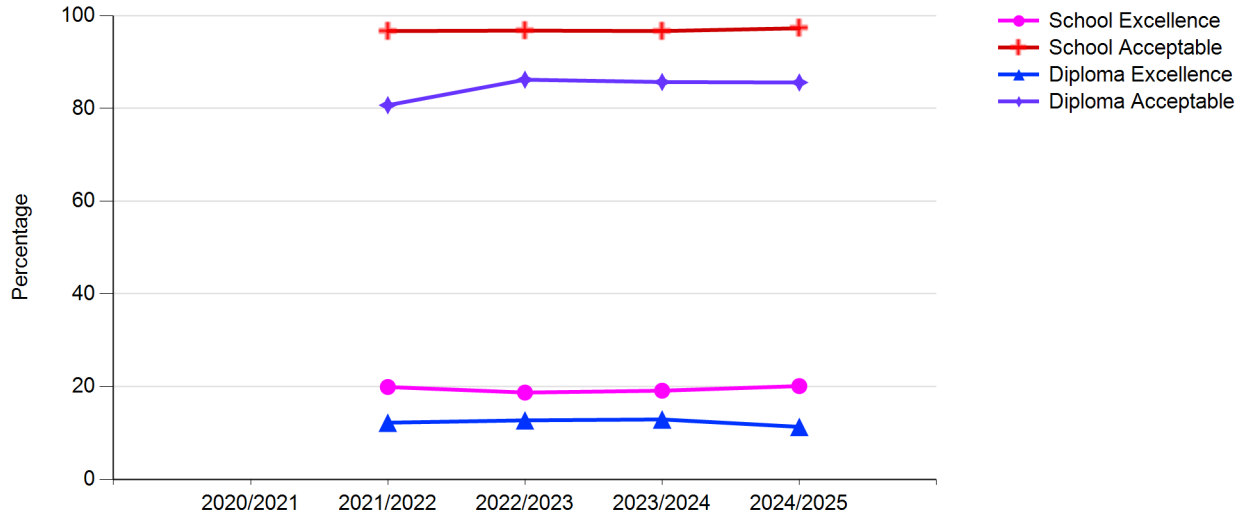
# Diploma Examination Multiyear Reports



## Five-Year Diploma Examination Results

Province: Alberta

### English Language Arts 30-2



	2020/2021*	2021/2022**	2022/2023	2023/2024	2024/2025
Number of Students	n/a	8924	17121	19242	21398
School Excellence	n/a	19.9	18.7	19.1	20.1
School Acceptable	n/a	96.7	96.8	96.7	97.3
Diploma Excellence	n/a	12.2	12.7	12.9	11.3
Diploma Acceptable	n/a	80.7	86.2	85.7	85.6

\* Due to the COVID-19 pandemic, no reportable data is available for the 2020/2021 school years.

\*\* The 2021/2022 results do not include the results of the January 2022 diploma exam administration as this administration was cancelled due to the COVID-19 context. As such, the 2021/2022 results are not comparable with previous years' results. Caution should be exercised when interpreting and comparing the results over time.

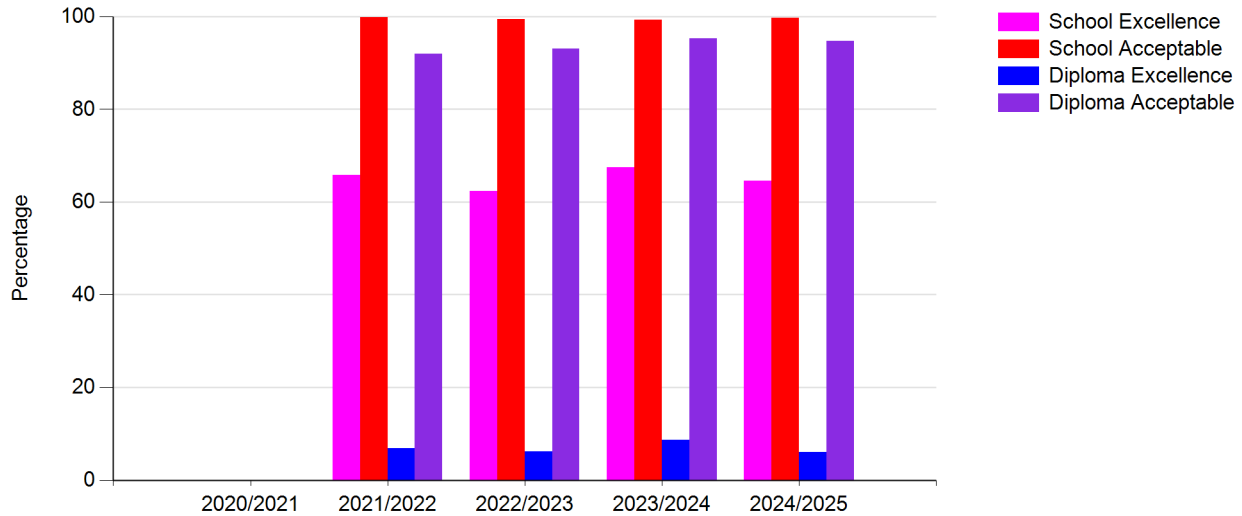
# Diploma Examination Multiyear Reports



## Five-Year Diploma Examination Results

Province: Alberta

### French Language Arts 30-1



	2020/2021*	2021/2022**	2022/2023	2023/2024	2024/2025
Number of Students	n/a	666	1236	1200	1234
School Excellence	n/a	65.8	62.3	67.4	64.6
School Acceptable	n/a	99.8	99.4	99.3	99.7
Diploma Excellence	n/a	6.8	6.1	8.6	6.0
Diploma Acceptable	n/a	91.9	93.1	95.3	94.7

\* Due to the COVID-19 pandemic, no reportable data is available for the 2020/2021 school years.

\*\* The 2021/2022 results do not include the results of the January 2022 diploma exam administration as this administration was cancelled due to the COVID-19 context. As such, the 2021/2022 results are not comparable with previous years' results. Caution should be exercised when interpreting and comparing the results over time.

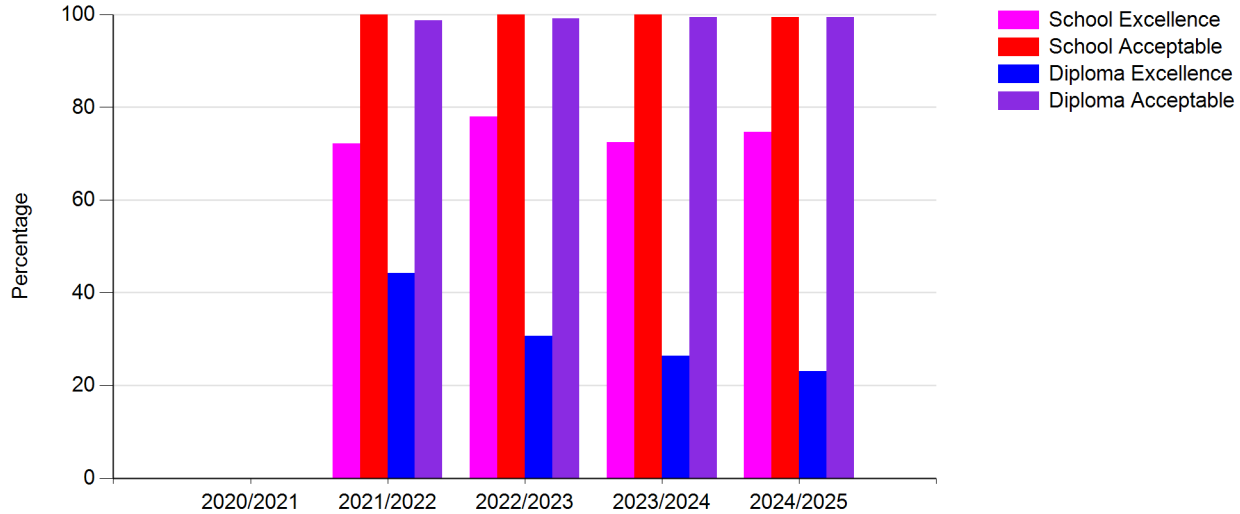
# Diploma Examination Multiyear Reports



## Five-Year Diploma Examination Results

Province: Alberta

### Français 30-1



	2020/2021*	2021/2022**	2022/2023	2023/2024	2024/2025
Number of Students	*	86	127	160	174
School Excellence	*	72.1	78.0	72.5	74.7
School Acceptable	*	100.0	100.0	100.0	99.4
Diploma Excellence	*	44.2	30.7	26.3	23.0
Diploma Acceptable	*	98.8	99.2	99.4	99.4

\* Due to the COVID-19 pandemic, no reportable data is available for the 2020/2021 school years.

\*\* The 2021/2022 results do not include the results of the January 2022 diploma exam administration as this administration was cancelled due to the COVID-19 context. As such, the 2021/2022 results are not comparable with previous years' results. Caution should be exercised when interpreting and comparing the results over time.

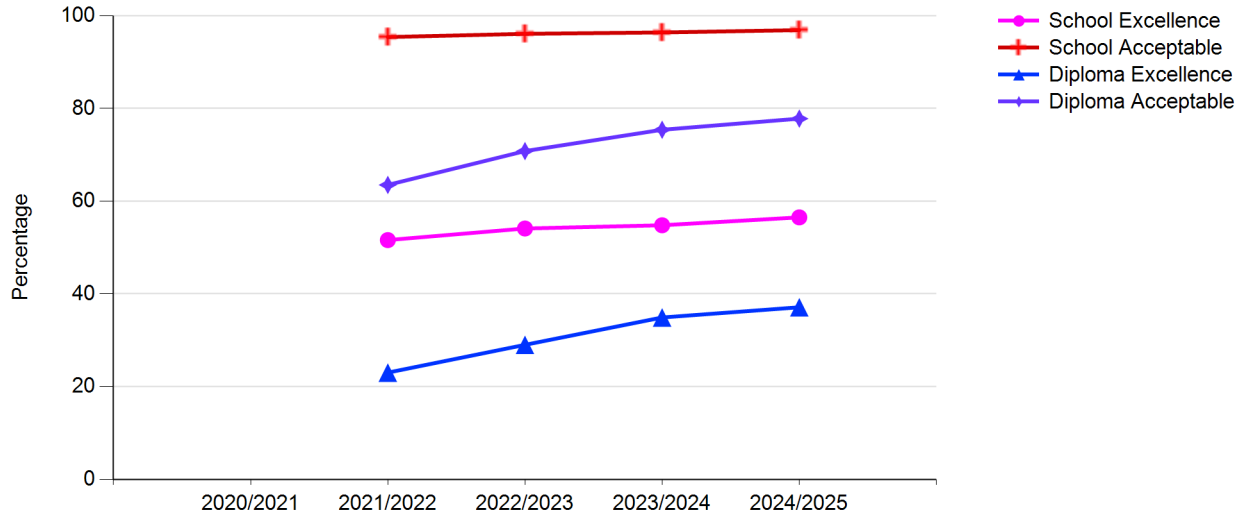
# Diploma Examination Multiyear Reports



## Five-Year Diploma Examination Results

Province: Alberta

### Mathematics 30-1



	2020/2021*	2021/2022**	2022/2023	2023/2024	2024/2025
Number of Students	n/a	9111	19767	21036	22680
School Excellence	n/a	51.6	54.1	54.8	56.5
School Acceptable	n/a	95.4	96.1	96.4	96.9
Diploma Excellence	n/a	23.0	29.0	34.9	37.1
Diploma Acceptable	n/a	63.5	70.8	75.4	77.8

\* Due to the COVID-19 pandemic, no reportable data is available for the 2020/2021 school years.

\*\* The 2021/2022 results do not include the results of the January 2022 diploma exam administration as this administration was cancelled due to the COVID-19 context. As such, the 2021/2022 results are not comparable with previous years' results. Caution should be exercised when interpreting and comparing the results over time.

\*\*\*Starting in the 2018/2019 school year, a written-response component, worth 25% of the total exam mark, has been included in the exam.

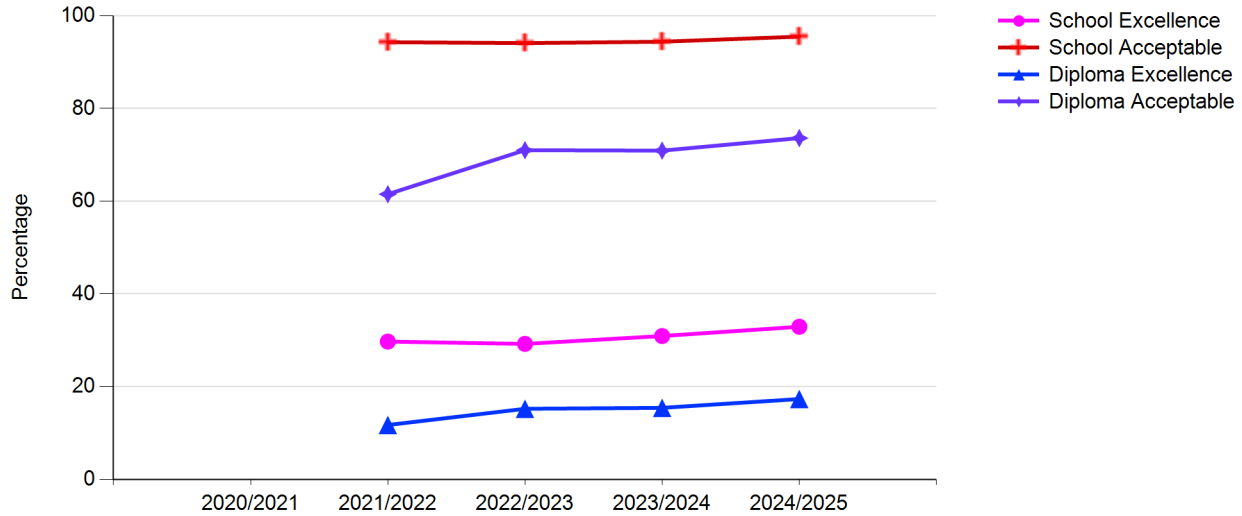
# Diploma Examination Multiyear Reports



## Five-Year Diploma Examination Results

Province: Alberta

### Mathematics 30-2



	2020/2021*	2021/2022**	2022/2023	2023/2024	2024/2025
Number of Students	n/a	7876	14421	15679	17430
School Excellence	n/a	29.7	29.2	30.9	32.9
School Acceptable	n/a	94.3	94.1	94.4	95.5
Diploma Excellence	n/a	11.7	15.2	15.4	17.3
Diploma Acceptable	n/a	61.5	71.0	70.9	73.6

\* Due to the COVID-19 pandemic, no reportable data is available for the 2020/2021 school years.

\*\* The 2021/2022 results do not include the results of the January 2022 diploma exam administration as this administration was cancelled due to the COVID-19 context. As such, the 2021/2022 results are not comparable with previous years' results. Caution should be exercised when interpreting and comparing the results over time.

\*\*\*Starting in the 2018/2019 school year, a written-response component, worth 25% of the total exam mark, has been included in the exam.

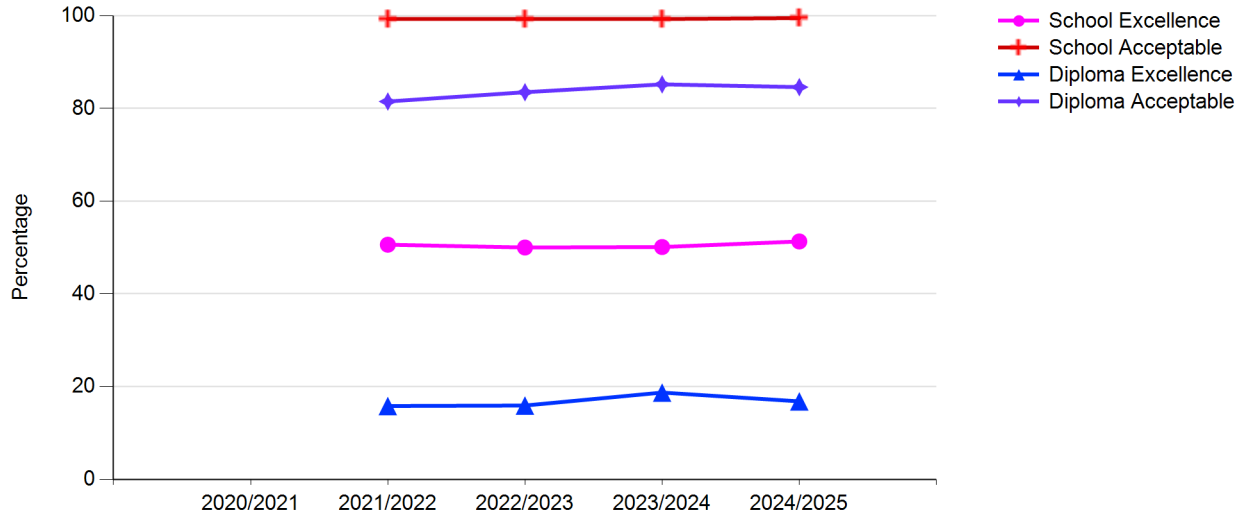
# Diploma Examination Multiyear Reports



## Five-Year Diploma Examination Results

Province: Alberta

### Social Studies 30-1



	2020/2021*	2021/2022**	2022/2023	2023/2024	2024/2025
Number of Students	n/a	13824	24031	25173	26238
School Excellence	n/a	50.6	50.0	50.1	51.3
School Acceptable	n/a	99.3	99.3	99.3	99.5
Diploma Excellence	n/a	15.8	15.9	18.7	16.8
Diploma Acceptable	n/a	81.5	83.5	85.2	84.6

\* Due to the COVID-19 pandemic, no reportable data is available for the 2020/2021 school years.

\*\* The 2021/2022 results do not include the results of the January 2022 diploma exam administration as this administration was cancelled due to the COVID-19 context. As such, the 2021/2022 results are not comparable with previous years' results. Caution should be exercised when interpreting and comparing the results over time.

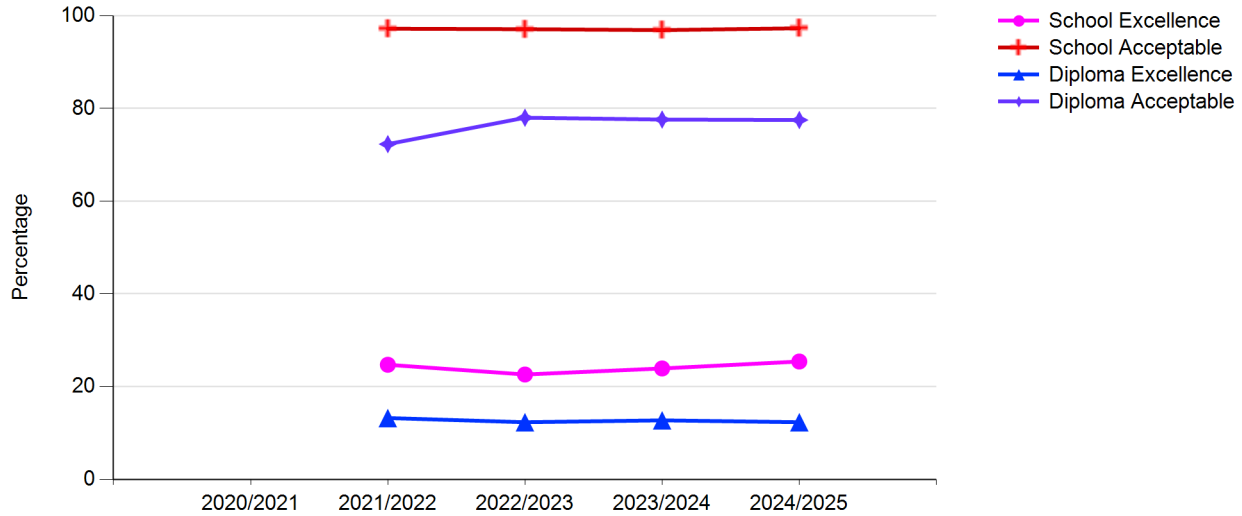
# Diploma Examination Multiyear Reports



## Five-Year Diploma Examination Results

Province: Alberta

### Social Studies 30-2



	2020/2021*	2021/2022**	2022/2023	2023/2024	2024/2025
Number of Students	n/a	11177	21066	23989	27021
School Excellence	n/a	24.7	22.6	23.9	25.4
School Acceptable	n/a	97.2	97.1	96.9	97.3
Diploma Excellence	n/a	13.2	12.3	12.7	12.3
Diploma Acceptable	n/a	72.3	78.0	77.6	77.5

\* Due to the COVID-19 pandemic, no reportable data is available for the 2020/2021 school years.

\*\* The 2021/2022 results do not include the results of the January 2022 diploma exam administration as this administration was cancelled due to the COVID-19 context. As such, the 2021/2022 results are not comparable with previous years' results. Caution should be exercised when interpreting and comparing the results over time.

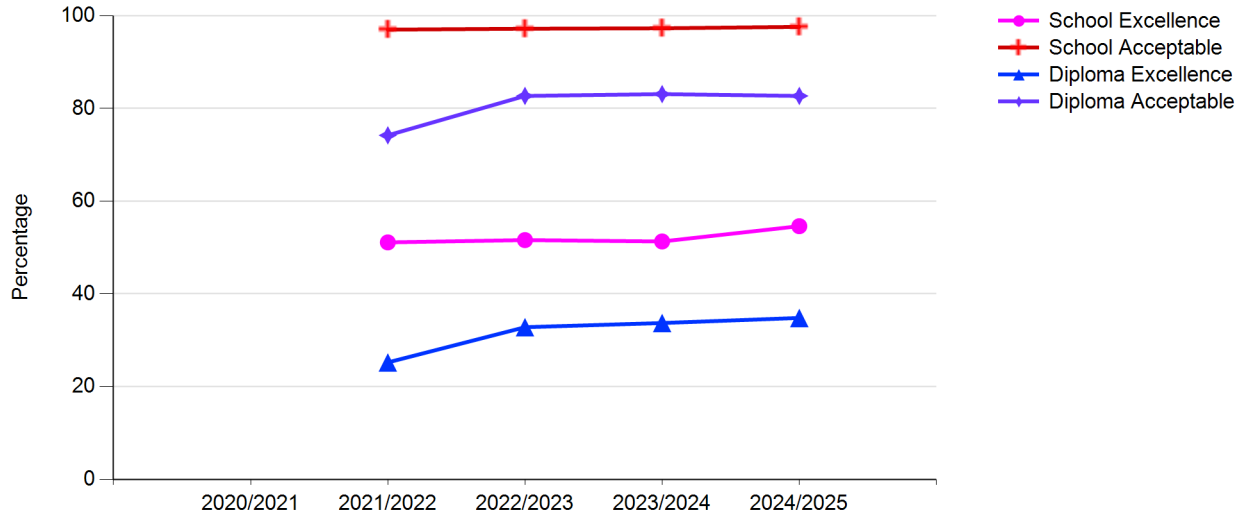
# Diploma Examination Multiyear Reports



## Five-Year Diploma Examination Results

Province: Alberta

### Biology 30



	2020/2021*	2021/2022**	2022/2023	2023/2024	2024/2025
Number of Students	n/a	13466	23269	24419	25916
School Excellence	n/a	51.1	51.6	51.3	54.6
School Acceptable	n/a	97.0	97.2	97.3	97.6
Diploma Excellence	n/a	25.2	32.8	33.7	34.8
Diploma Acceptable	n/a	74.2	82.7	83.1	82.7

\* Due to the COVID-19 pandemic, no reportable data is available for the 2020/2021 school years.

\*\* The 2021/2022 results do not include the results of the January 2022 diploma exam administration as this administration was cancelled due to the COVID-19 context. As such, the 2021/2022 results are not comparable with previous years' results. Caution should be exercised when interpreting and comparing the results over time.

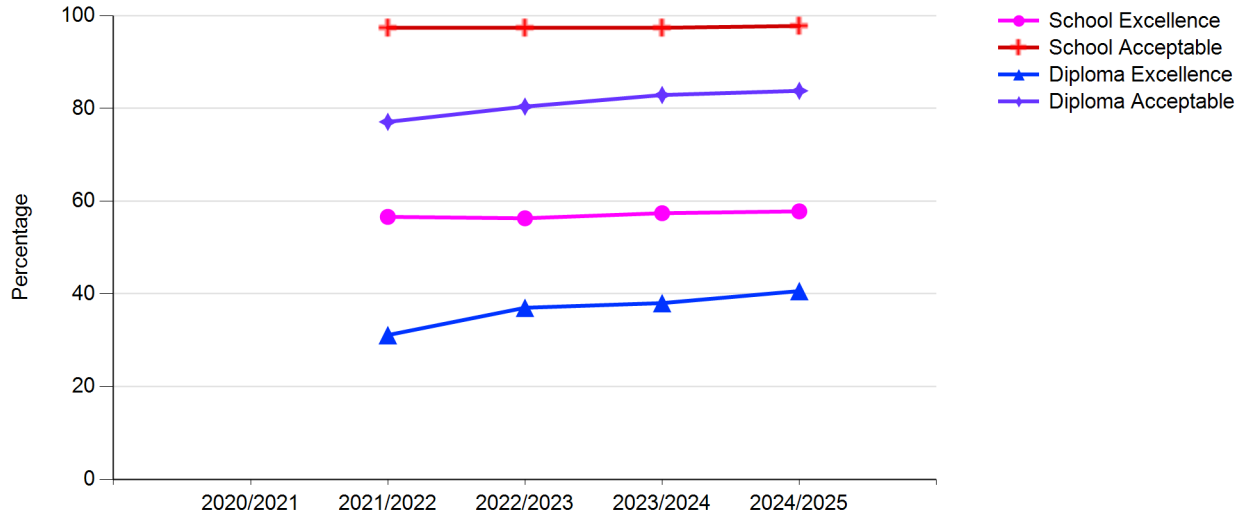
# Diploma Examination Multiyear Reports



## Five-Year Diploma Examination Results

Province: Alberta

### Chemistry 30



	2020/2021*	2021/2022**	2022/2023	2023/2024	2024/2025
Number of Students	n/a	10208	18375	19957	21438
School Excellence	n/a	56.6	56.3	57.4	57.8
School Acceptable	n/a	97.4	97.4	97.4	97.8
Diploma Excellence	n/a	31.1	37.0	38.0	40.6
Diploma Acceptable	n/a	77.1	80.4	82.9	83.8

\* Due to the COVID-19 pandemic, no reportable data is available for the 2020/2021 school years.

\*\* The 2021/2022 results do not include the results of the January 2022 diploma exam administration as this administration was cancelled due to the COVID-19 context. As such, the 2021/2022 results are not comparable with previous years' results. Caution should be exercised when interpreting and comparing the results over time.

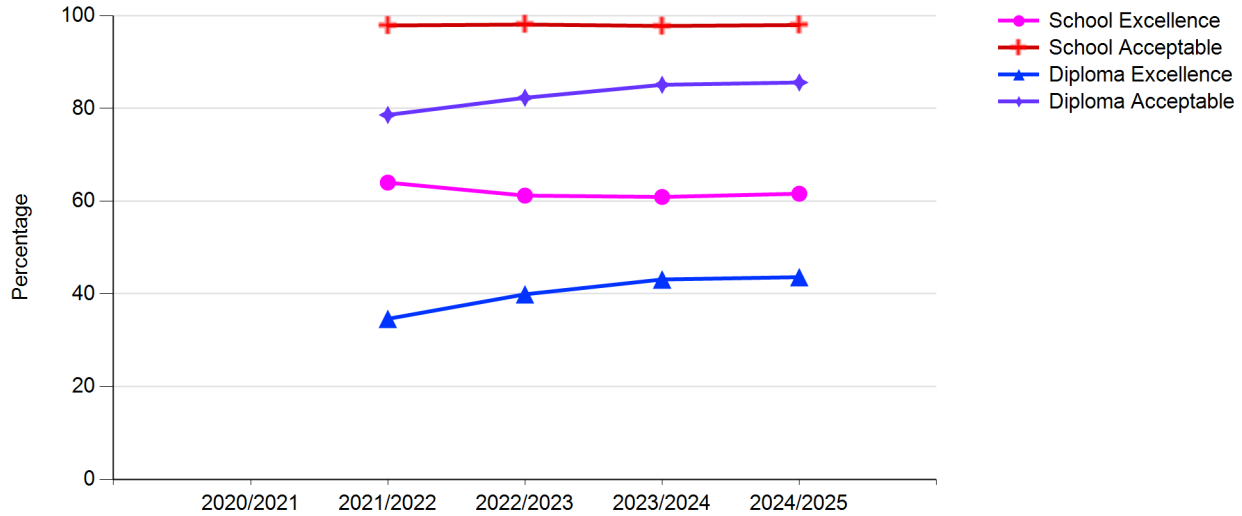
# Diploma Examination Multiyear Reports



## Five-Year Diploma Examination Results

Province: Alberta

### Physics 30



	2020/2021*	2021/2022**	2022/2023	2023/2024	2024/2025
Number of Students	n/a	5549	9244	9956	11366
School Excellence	n/a	64.0	61.2	60.9	61.6
School Acceptable	n/a	97.9	98.1	97.8	98.0
Diploma Excellence	n/a	34.6	39.9	43.1	43.6
Diploma Acceptable	n/a	78.6	82.3	85.1	85.6

\* Due to the COVID-19 pandemic, no reportable data is available for the 2020/2021 school years.

\*\* The 2021/2022 results do not include the results of the January 2022 diploma exam administration as this administration was cancelled due to the COVID-19 context. As such, the 2021/2022 results are not comparable with previous years' results. Caution should be exercised when interpreting and comparing the results over time.

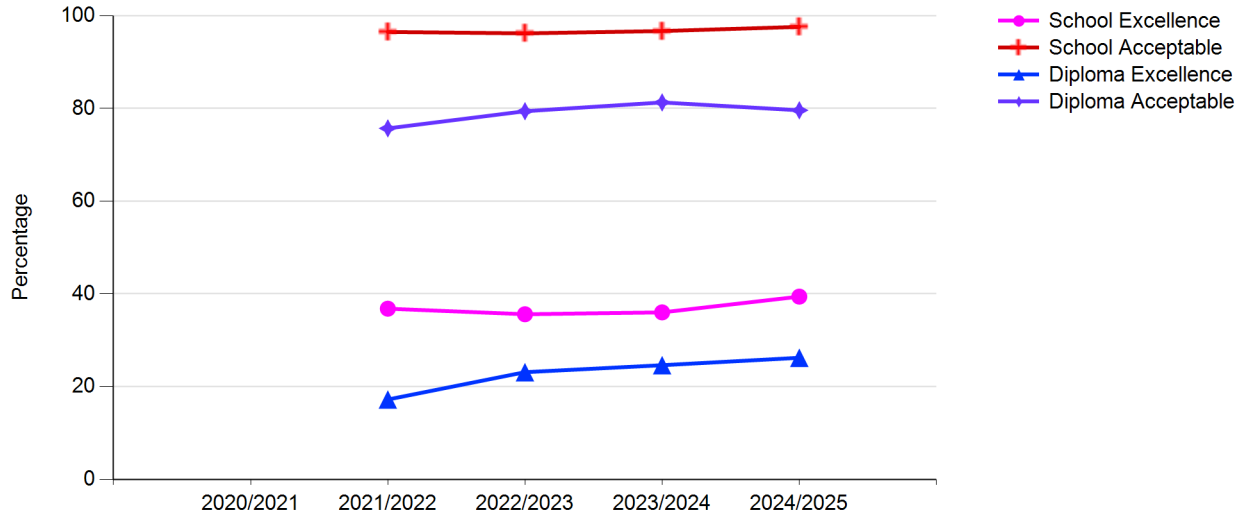
# Diploma Examination Multiyear Reports



## Five-Year Diploma Examination Results

Province: Alberta

### Science 30



	2020/2021*	2021/2022**	2022/2023	2023/2024	2024/2025
Number of Students	n/a	4888	8014	8440	9027
School Excellence	n/a	36.8	35.6	36.0	39.4
School Acceptable	n/a	96.5	96.2	96.7	97.6
Diploma Excellence	n/a	17.2	23.1	24.6	26.2
Diploma Acceptable	n/a	75.7	79.4	81.3	79.6

\* Due to the COVID-19 pandemic, no reportable data is available for the 2020/2021 school years.

\*\* The 2021/2022 results do not include the results of the January 2022 diploma exam administration as this administration was cancelled due to the COVID-19 context. As such, the 2021/2022 results are not comparable with previous years' results. Caution should be exercised when interpreting and comparing the results over time.